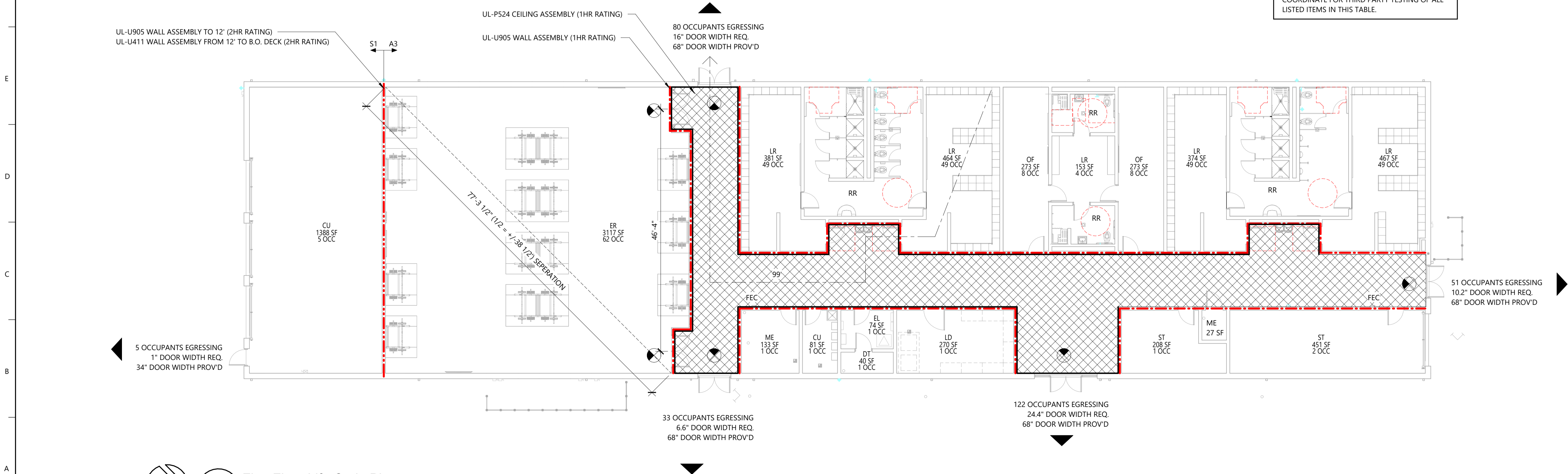
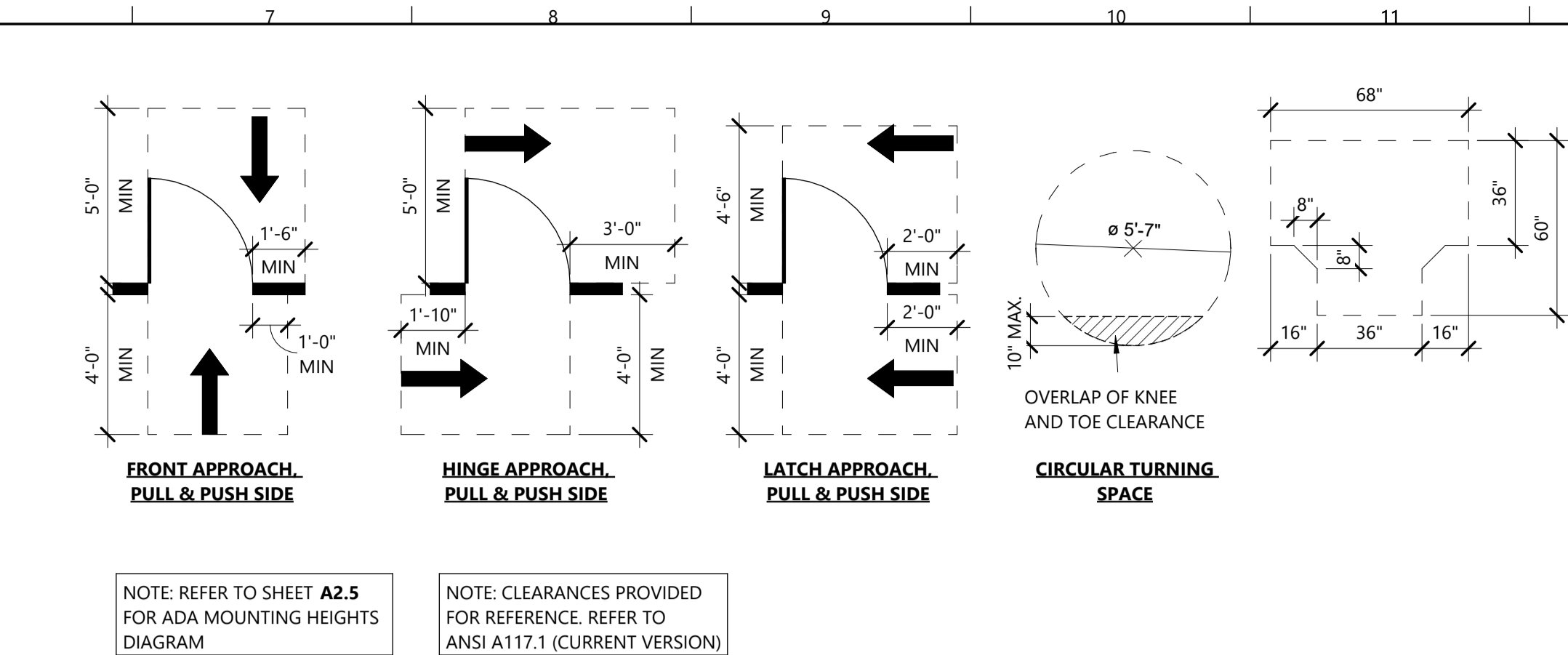


F1 Site Plan
1" = 40'-0"



A2 First Floor Life Code Plan
3/32" = 1'-0"



L6 General ADA Clearances
1/4" = 1'-0"

SYMBOL LEGEND	
	1 HR FIRE BARRIER
	2 HR FIRE BARRIER
	DESIGNATED EXIT
	# OCCUPANTS EGRESSING
	NOT AN EXIT
	EXIT SIGN
	FIRE EXTINGUISHER CABINET (SEMI-RECESSED)
	1HR RATED GYPSUM CEILING UL-P524
	ROOM USE, RE-- LEGEND
	SQUARE FEET
	OCCUPANCY
ROOM LEGEND	
CU	CUSTODIAN
DT	DATA/COMMUNICATION
EL	ELECTRICAL
ER	EXERCISE ROOM
LR	LOCKER ROOM
ME	MECHANICAL
OF	OFFICE
ST	STORAGE
RR	RESTROOM
DUCT PENETRATIONS	
REFER TO MECHANICAL DRAWINGS FOR LOCATION OF FIRE DAMPERS AT ALL FIRE WALLS AND FIRE BARRIERS.	
RATED ASSEMBLIES - AFPC 107.2.9 STRUCTURAL AND FIRE-RESISTANCE INTEGRITY. PLANS FOR ALL BUILDINGS SHALL INDICATE HOW REQUIRED STRUCTURAL AND FIRE-RESISTANCE INTEGRITY WILL BE MAINTAINED WHERE A PENETRATION OF A REQUIRED FIRE- RESISTANT WALL, FLOOR, OR PARTITION WILL BE MADE FOR ELECTRICAL, GAS, MECHANICAL, PLUMBING, AND COMMUNICATION CONDUITS, PIPES, AND SYSTEMS. SUCH PLANS SHALL ALSO INDICATE IN SUFFICIENT DETAIL HOW THE FIRE INTEGRITY WILL BE MAINTAINED WHERE REQUIRED FIRE-RESISTANT FLOORS INTERSECT THE EXTERIOR WALLS AND WHERE JOINTS OCCUR IN REQUIRED FIRE-RESISTANT CONSTRUCTION ASSEMBLIES.	
SPECIAL INSPECTIONS	
REFER TO TABLE OF REQUIRED SPECIAL INSPECTIONS ON SHEET S1.0	
CONTRACTOR SHALL PROVIDE AND COORDINATE FOR THIRD PARTY TESTING OF ALL LISTED ITEMS IN THIS TABLE.	

TYPE OF CONSTRUCTION: IIB, NOT SPRINKLERED
FACILITY NAME: BWHS LOCKER ROOM BUILDING
FACILITY LOCATION:
1359 GAMBLE ROAD
CENTERTON, AR 72719
COUNTY: BENTON COUNTY
LOCAL FIRE DEPARTMENT:
CENTERTON FIRE DEPARTMENT
WATER SUPPLY:
CENTERTON UTILITIES
LOCAL BUILDING INSPECTION DEPARTMENT:
CITY OF CENTERTON BUILDING SAFETY DIVISION
APPLICABLE CODES AND REGULATIONS:
2021 ARKANSAS FIRE PREVENTION CODE
2021 INTERNATIONAL BUILDING CODE
2021 INTERNATIONAL PLUMBING CODE
2021 INTERNATIONAL MECHANICAL CODE
2020 NATIONAL ELECTRIC CODE
2014 ARKANSAS ENERGY CODE SUPPLEMENT TO 2009 ENGERY CONSERVATION CODE
2018 ARKANSAS FUEL GAS CODE
ARCHITECT CONTACT
HIGHT JACKSON ASSOCIATES
TIM SCHMIDT
5201 WEST VILLAGE PARKWAY, SUITE 300
ROGERS, AR 72758
PHONE: (479)-464-4965
FAX: (479) 464-8324
OWNER CONTACT:
MICHAEL VELIQUETTE
BENTONVILLE SCHOOL DISTRICT
8579 WEST FORD SPRINGS ROAD
BENTONVILLE, AR 72712
PHONE: (479)-254-5085
NEW CONSTRUCTION:
OCCUPANCY TYPE- A3, S1
OCCUPANT LOAD- 291
CONSTRUCTION TYPE- IIB, NOT SPRINKLERED
BASIC ALLOWABLE AREA PER STORY- 9,500 SF
SPRINKLER INCREASE - N/A
FRONTAGE INCREASE PER BUILDING - 7,125 SF (9,500 X .75)
9,500 SF X .75 = 7,125 SF
TOTAL ALLOWABLE AREA PER BUILDING: 16,625 SF
TOTAL SQUARE FOOTAGE: 12,922 SF
ALLOWABLE HEIGHT- 55 FT
ACTUAL HEIGHT- 14'-2"
ALLOWABLE STORIES- 2
ACTUAL STORIES- 1
HORIZONTAL SEPARATION TO PROPERTY LINE- +/- 33' 10 1/2" TO EAST
PL, +/- 157'-7 1/2" TO SOUTH PL, +/- 266'-10" TO WEST PL, AND
+/- 71' 11" TO NORTH PL.
STRUCTURAL FIRE PROTECTION
STRUCTURAL FRAME- 0 HR.
EXTERIOR BEARING WALLS- 0 HR.
INTERIOR BEARING WALLS- 0 HR.
EXTERIOR NON-BEARING WALLS- 0 HR.
INTERIOR NON-BEARING WALLS- 0 HR.
FLOORS- 0 HR.
ROOF- 0 HR.
ACTIVE FIRE SAFETY FEATURES:
NO FIRE SPRINKLER SYSTEM
FIRE ALARM SYSTEM- BATTERY BACK UP
SMOKE DETECTION THROUGHOUT-BATTERY BACKUP
AUTOMATIC AIR HANDLING EQUIPMENT SHUTDOWN
EXIT LIGHTS- BATTERY BACK UP
EMERGENCY LIGHTING- BATTERY BACK UP

REGISTERED ARCHITECT
TIMOTHY L. SCHMIDT
LICENSE NO. 9492
STATE OF ARKANSAS

HIGHT JACKSON ASSOCIATES P.A.
REGISTERED ARCHITECTS
Certificate C 349
ARKANSAS

HightJackson

ASSOCIATES

5201 W Village Parkway, Suite 300 | Rogers, Arkansas 72758 | (479) 464-4965 | www.hjarch.com

A NEW FACILITY FOR

BWHS - Locker Room Building

1359 Gamble Road, Centerton, AR 72719

DRAWN BY:
BS

CHECK BY:
TS

ISSUE DATE:
04/06/2026

PROJECT NO:
2421.2

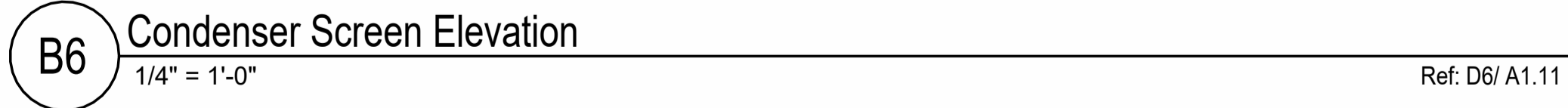
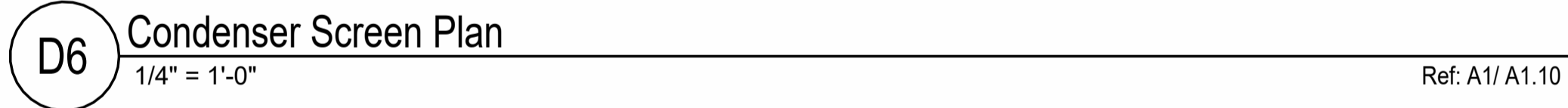
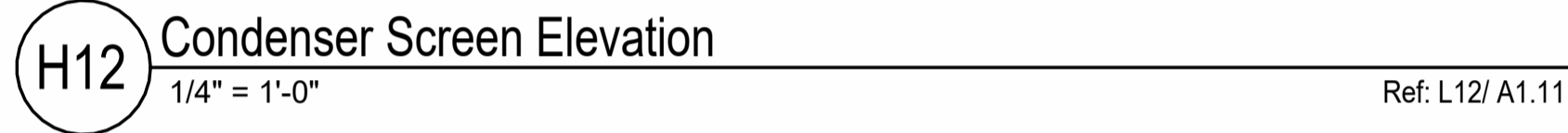
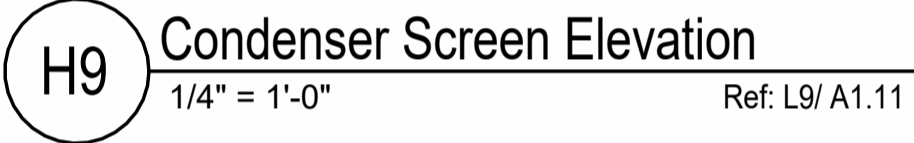
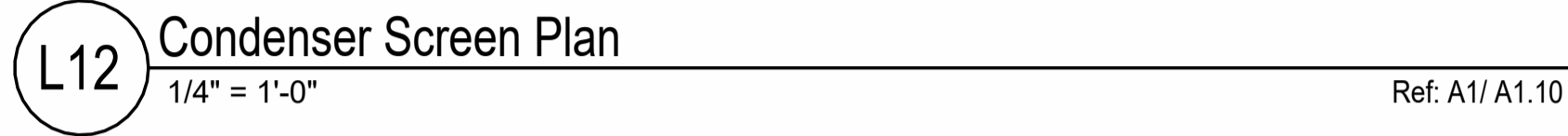

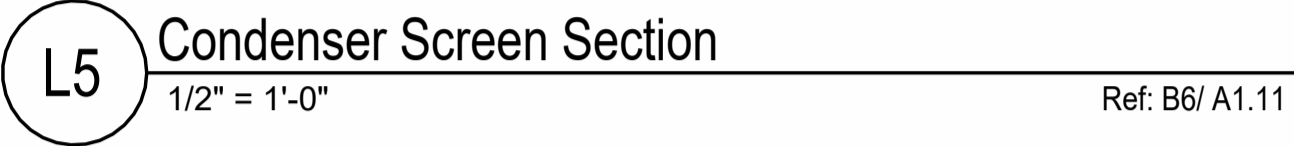
REVISION DATES

CODE FOOTPRINT

SHEET

A0.1

COPYRIGHT 2026
THESE DRAWINGS AND SPECIFICATIONS ARE
THE EXCLUSIVE PROPERTY OF
HIGHT JACKSON ASSOCIATES P.A.
USE OR REPRODUCTION IS PROHIBITED
WITHOUT WRITTEN CONSENT



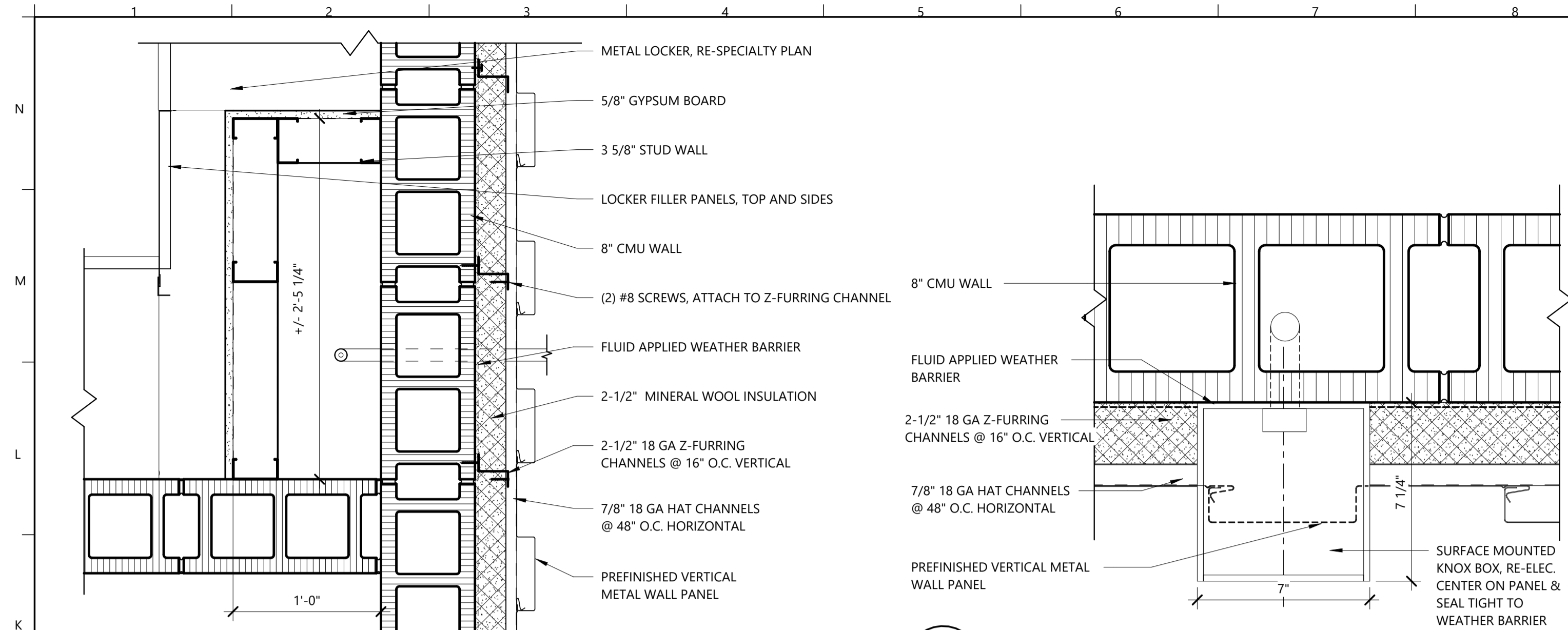
NOTE: CONDENSER HVAC SCREENS TO BE PROVIDED AND INSTALLED VIA CASH ALLOWANCE BY OWNER VENDOR CONTRACTOR



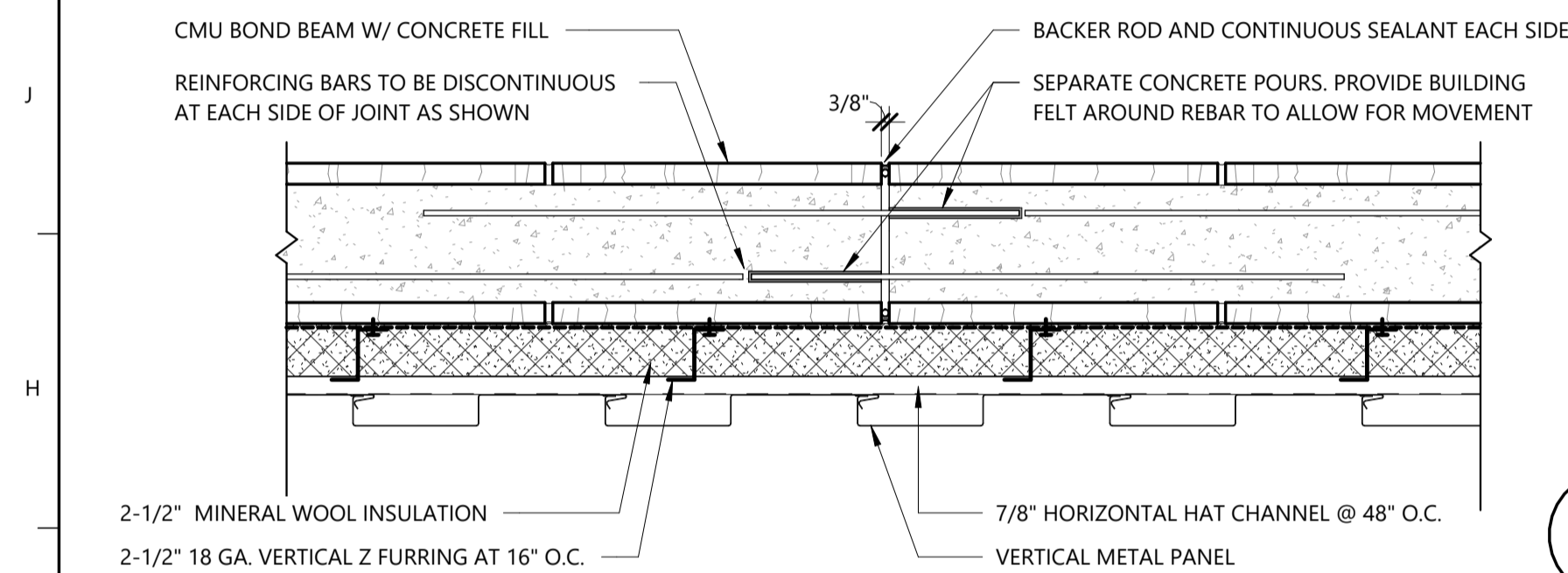
A NEW FACILITY FOR
BWHS - Locker Room Building
1250 Cambie Road, Coquitlam AB V70740

A1.11

COPYRIGHT 2026
THESE DRAWINGS AND SPECIFICATIONS ARE
THE EXCLUSIVE PROPERTY OF
HIGHT JACKSON ASSOCIATES P.A.
USE OR REPRODUCTION IS PROHIBITED
WITHOUT WRITTEN CONSENT

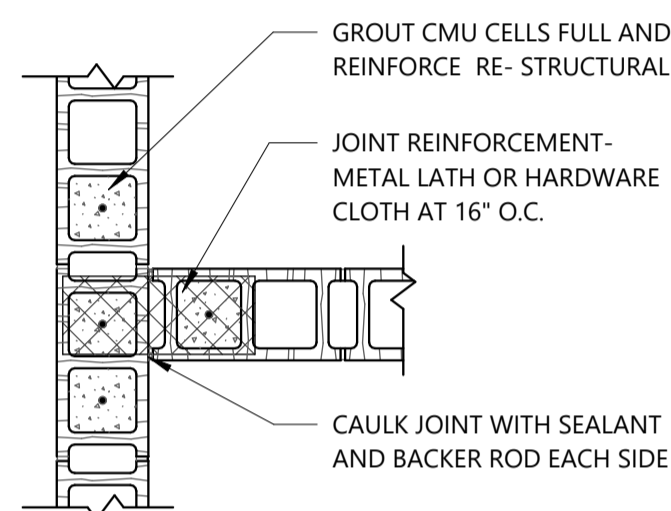


K1 Enlarged Plan Detail
1 1/2" = 1'-0" Ref: A2/ A2.1



G1 Typ. Control Joint Detail at CMU Bond Beam
1 1/2" = 1'-0"

K5 Knox Box Detail
3" = 1'-0"

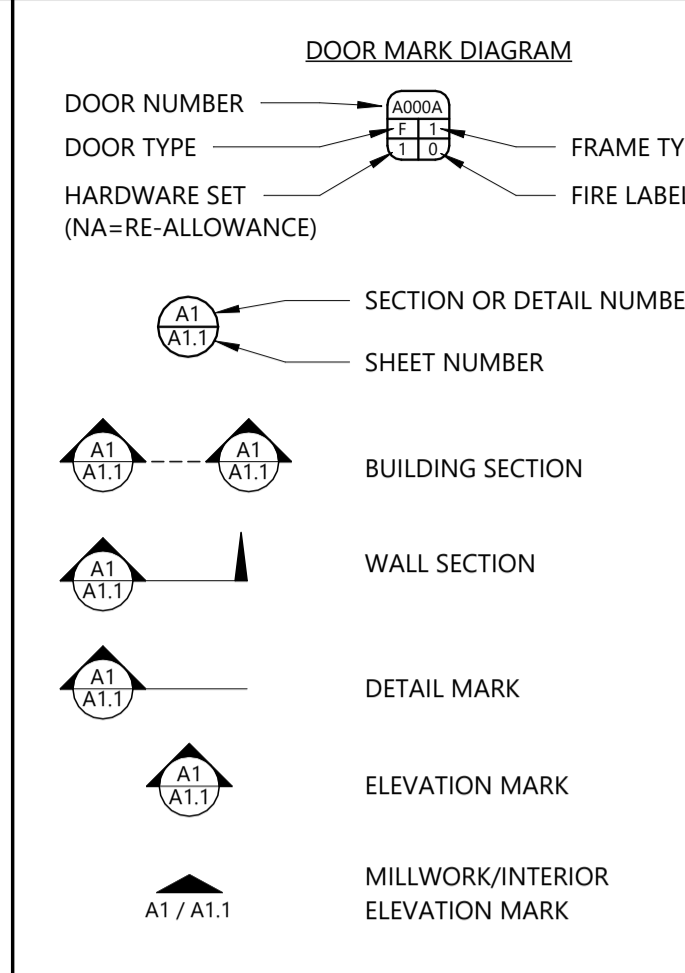
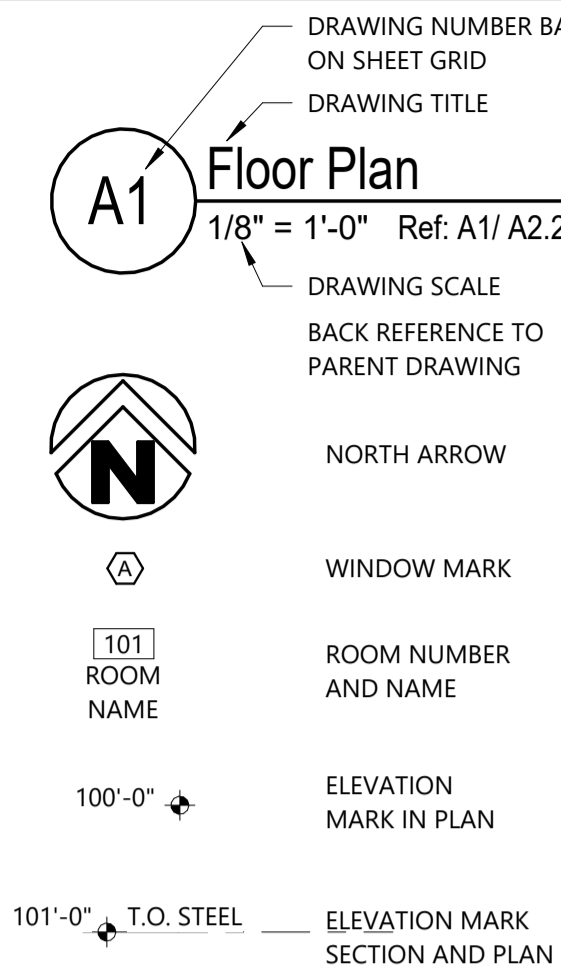


H5 Typ. Control Joint at CMU Intersection
3/4" = 1'-0"


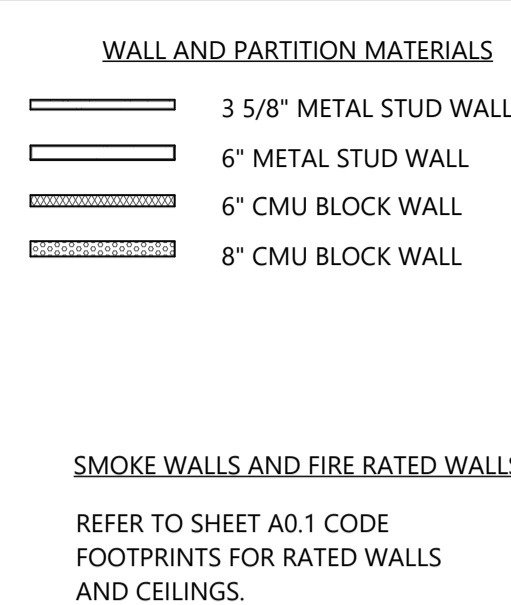
GENERAL NOTES:

- ALL DIMENSIONS ARE TO BE FROM FACE OF STUD OR BLOCK UNLESS NOTED OTHERWISE.
- FURNITURE AND EQUIPMENT SHOWN DASHED ON PLANS ARE N.I.C. (NOT IN CONTRACT) U.N.O. (UNLESS NOTED OTHERWISE)
- PROVIDE CONTROL JOINTS IN ALL MASONRY VENEER AS SHOWN ON BUILDING ELEVATIONS, PLANS AND SPECIFIED. CONTROL JOINTS SHALL NOT EXCEED 24'-0" O.C., RE-SPECS
- PROVIDE DEFLECTION TRACK AT ALL NON-LOAD BEARING WALLS THAT EXTEND TIGHT TO STRUCTURE OR ROOF DECK.
- COMPLY WITH THE US DEPARTMENT OF JUSTICE ADOPTED 2010 ADA STANDARDS FOR ACCESSIBLE DESIGN AND THE STATE OF ARKANSAS ADOPTED 2017 ANSI A117.1 STANDARD FOR ACCESSIBLE AND USEABLE BUILDINGS AND FACILITIES THROUGH THE 2021 ARKANSAS FIRE PREVENTION CODE BY THE ARKANSAS STATE FIRE MARSHALL IN REGARDS TO ACCESSIBILITY OR HANDICAPPED FEATURES.
- 2 HOUR FIRE RATED WALLS TO EXTEND TIGHT TO DECK, FIRE CAULKED. INSTALL FIRE SAFING TO FILL ALL VOIDS, AND CAULK ALL PENETRATIONS, TYP.
- ALL RATED WALLS TO BE IDENTIFIED AT TOP OF WALL (ABOVE CEILING) WITH PAINTED STENCILED TEXT TO READ "X HR RATED WALL" PROVIDE CORRECT HOUR RATINGS IN PLACE OF "X". TEXT HEIGHT TO BE MINIMUM 2" AT INTERVALS OF EVERY 10' LINEAR.

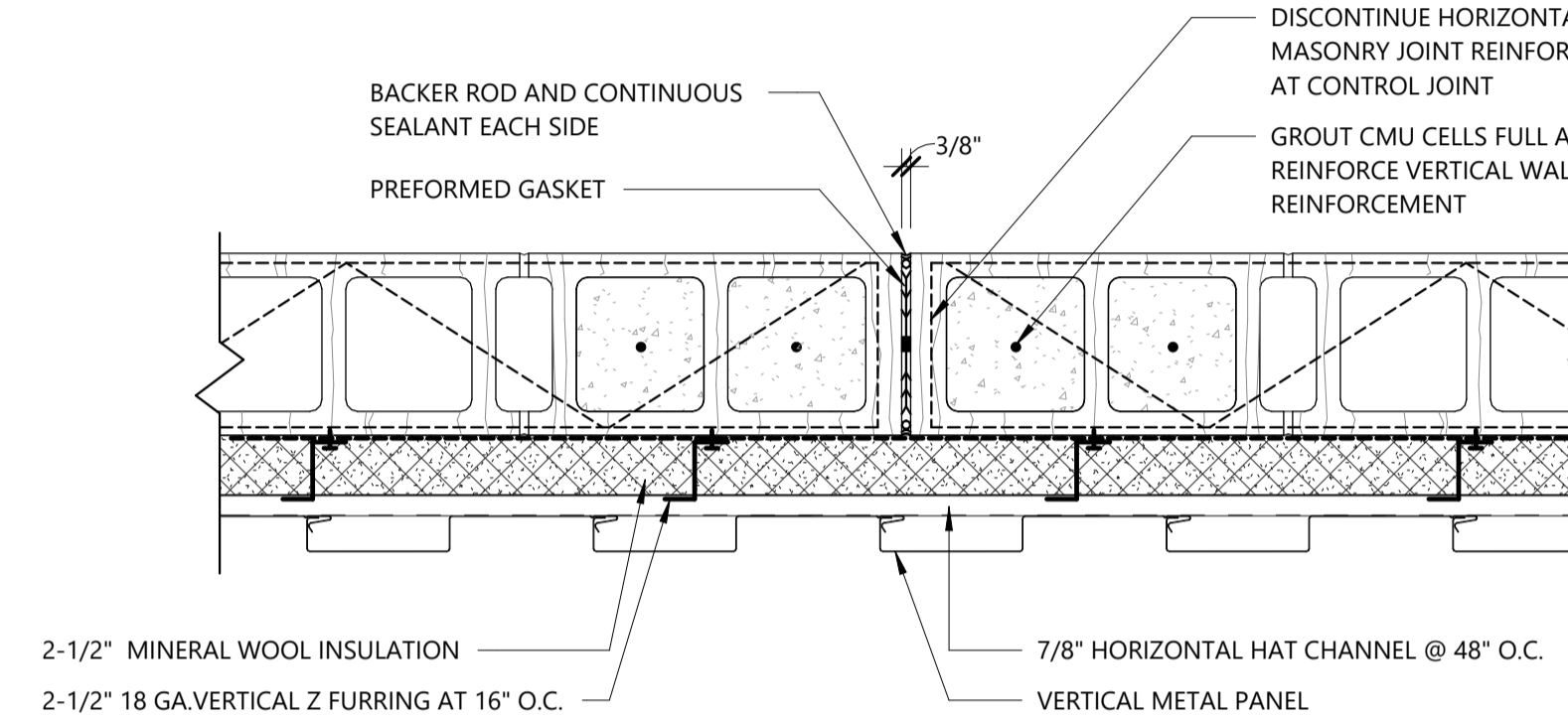
SYMBOL LEGEND



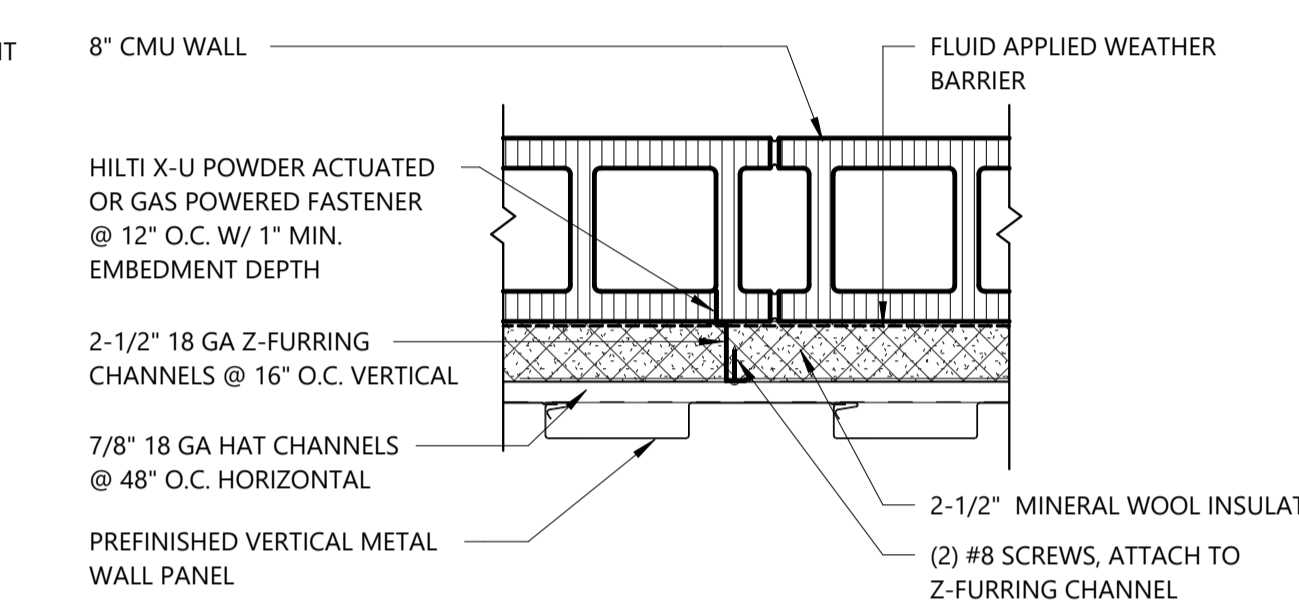
WALL LEGEND



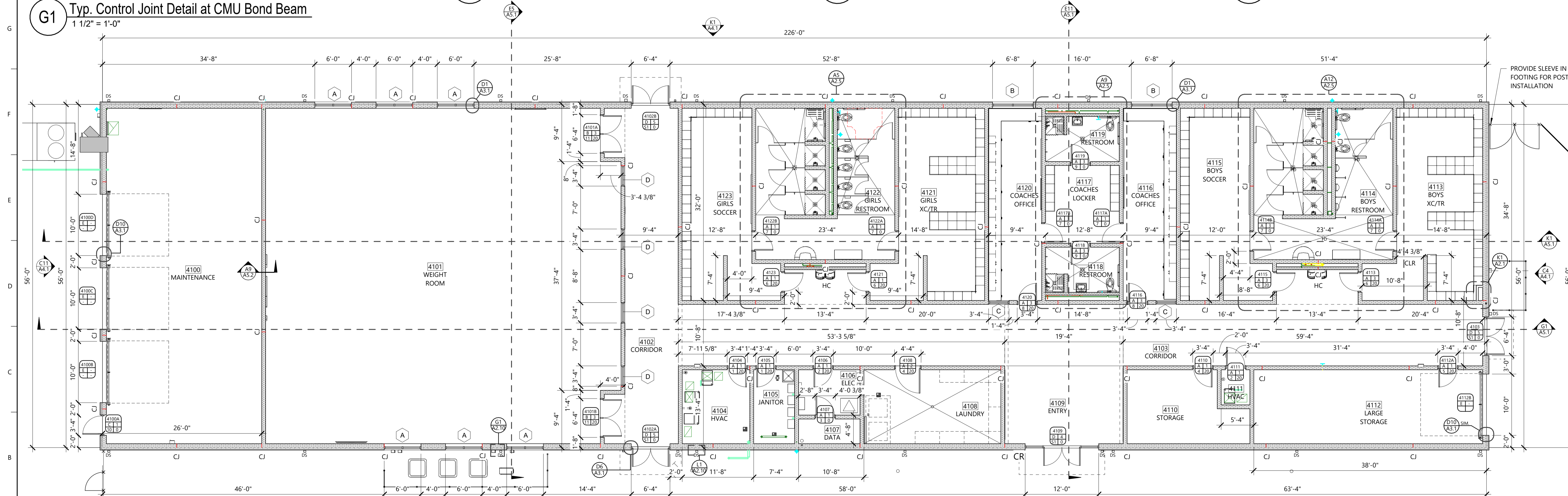
Hight Jackson
ASSOCIATES
5201 W Village Parkway, Suite 300 | Rogers, Arkansas 72768 | (479) 464-4965 | www.hjarch.com



G9 Typ. Control Joint Detail at CMU Wall
1 1/2" = 1'-0"



G13 Typ. Metal Panel Detail at CMU Wall
1 1/2" = 1'-0"



A2 First Floor Plan
1/8" = 1'-0"

NEW FACILITY FOR
BWHS - Locker Room Building
1359 Gamble Road, Centerton, AR 72719

DRAWN BY:
BS
CHECK BY:
TS
ISSUE DATE:
04/06/2026
PROJECT NO:
2421.2
REVISION DATES:

FIRST FLOOR PLAN
S H E E T
A2.1
COPYRIGHT 2026
THE EXCLUSIVE PROPERTY OF
HIGHT JACKSON ASSOCIATES P.A.
USE OR REPRODUCTION IS PROHIBITED
WITHOUT WRITTEN CONSENT

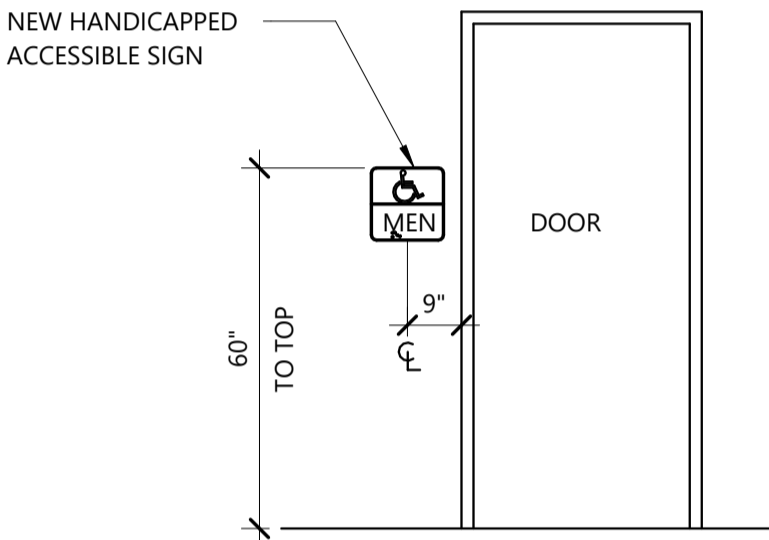
General Finish Notes

1. REFER TO DRAWINGS FOR LOCATIONS OF ACOUSTICAL TREATMENTS (REFLECTED CEILING PLANS AND INTERIOR ELEVATIONS)
2. PROVIDE ZINC TERMINATION STRIP WHERE EPOXY FLOOR FINISH TRANSITIONS TO ANOTHER FLOOR MATERIAL.
3. REFER TO REFLECTED CEILING PLANS FOR ALL CEILING HEIGHTS & WALLS THAT MUST EXTEND TO BOTTOM OF TRUSSES.
4. UNLESS NOTED OTHERWISE, PAINT WALLS WITHOUT CEILINGS FULL HEIGHT TO UNDERSIDE OF DECK.
5. PROVIDE 6" THICK UNFACED BATT INSULATION IN ALL CEILINGS ABOVE TOILET AND RESTROOM LOCATIONS.
6. REFER TO CODE FOOTPRINT FOR FIRE SEPARATION WALLS.
7. UNLESS NOTED OR SHOWN ON DRAWINGS OTHERWISE, TERMINATE ALL NON-BEARING, NON-RATED PARTITIONS A MINIMUM 6" TO 8" ABOVE HIGHEST ADJACENT CEILINGS.
8. UNLESS SHOWN OTHERWISE PROVIDE 4" RUBBER BASE AT ALL MILLWORK TOE SPACES, COVES AND CONCRETE LOCKER BASES.
9. PROVIDE 6" UNFACED INSULATION AT EXTERIOR STUDS AT TRUSS INFILL, STRAP TO SECURE IN PLACE.
10. REFER TO ELECTRICAL DRAWINGS FOR ALL ELECTRICAL OUTLETS AND SWITCH LOCATIONS. COORDINATE ALL ELECTRICAL OUTLETS AND SWITCHES WITH MILLWORK.
11. ACCENT PAINT MARKER INDICATES SURFACE TO BE PAINTED THE ACCENT COLOR. STOP ACCENT PAINT COLOR AT THE END OF WALL OR INTERSECTION OF ADJACENT WALL.
12. FLOOR MATERIAL TRANSITIONS AT DOOR WAYS SHALL HAPPEN BELOW DOOR LEAF IN CLOSED POSITION. FLOOR PATTERN PLANS ARE TO SHOW MATERIAL COLOR AND LAYOUT ONLY.
13. ALL HOLLOW METAL DOORS AND FRAMES TO BE PAINTED PT-3, INTERIOR AND EXTERIOR.
14. REFER TO SPECIALTY PLANS FOR DETAILED FINISH INFORMATION, COLORS, & ACCENT WALLS NOT FOUND IN FINISH SCHEDULE.
15. PROVIDE CLEAR CONCRETE SEALER AT ALL EXPOSED CONCRETE FLOORS.
16. AT FIRE RATED WALLS WHERE FIRE CAULK WILL BE EXPOSED, BACKSET FIRE CAULK AND CAULK OVER WITH COLOR MATCH CAULK.
17. FASCIA OF WINDOW SHADES TO BE MOUNTED FLUSH WITH INTERIOR CMU WALL SURFACE.

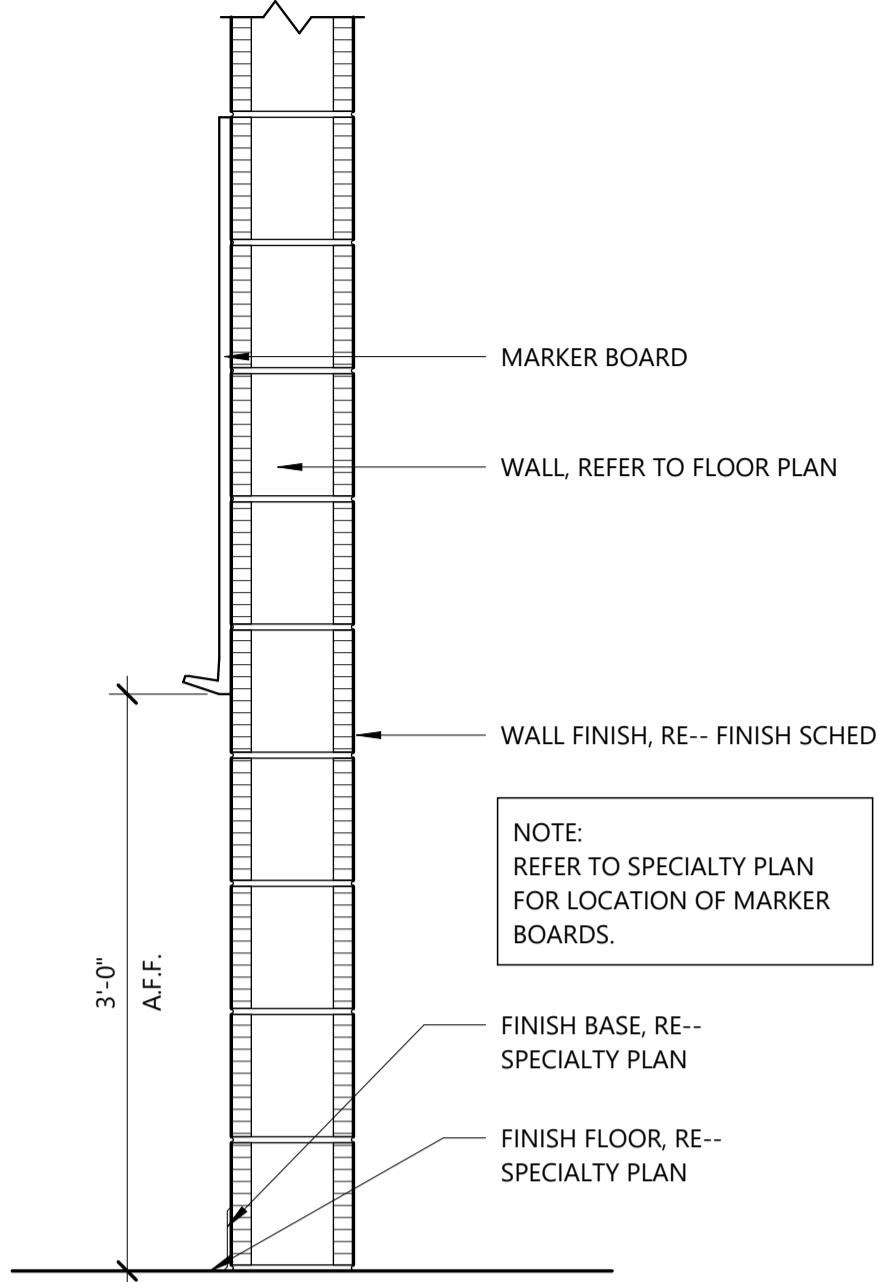
Room Signage Legend				
#	ROOM NAME	DESIGN	#	ROOM NAME
1	EXIT	TYPE 5	9	WOMEN'S RESTROOM
2	WEIGHT ROOM	TYPE 3	10	COACHES OFFICE
3	MECHANICAL	TYPE 3	11	LOCKER ROOM
4	JANITOR	TYPE 3	12	RESTROOM
5	ELECTRICAL	TYPE 3	13	STORAGE
6	DATA	TYPE 3	14	STORAGE
7	LAUNDRY	TYPE 3	15	MEN'S LOCKER ROOM
8	WOMEN'S LOCKER ROOM	TYPE 6	16	MEN'S RESTROOM

Specialty Plan Legend	
TV	TV MOUNTING BRACKET; RE-ELEC
Ⓢ	WINDOW ROLLER SHADE
FEC	FIRE EXTINGUISHER CABINET, ALL FEC LOCATIONS TO BE NEW U.N.O
1	SIGN TYPE, RE- ROOM SIGNAGE SCHEDULE
4MB	4' MARKER BOARD, BOTTOM AT 3'-0" AFF
6MB	6' MARKER BOARD, BOTTOM AT 3'-0" AFF
PT-1	ACCENT PAINT, RE- FINISH LEGEND AND GENERAL FINISH NOTE #13
SS-1@C PL-1@A	MILLWORK FINISH CALLOUT; REFER TO FINISH LEGEND SUFFIX INDICATES LOCATION OF FINISH
SWC	SWC, SPECIAL WALL COATING, RE-FINISH LEGEND
TS	TRANSITION STRIP, RE-SPECS.
XX	LOCKER COUNT

SIGN SHALL BE MOUNTED ON THE WALL ADJACENT TO LATCH SIDE OF DOOR, WHERE THERE IS NO WALL SPACE TO THE LATCH SIDE OF THE DOOR, SIGNS SHALL BE PLACED ON THE NEAREST ADJACENT WALL. MOUNTING HEIGHT SHALL BE 60" A.F.F. TO THE TOP OF SIGN. MOUNTING LOCATION FOR SIGN SHALL BE SO THAT A PERSON MAY APPROACH WITHIN 3" OF SIGNAGE WITHOUT ENCOUNTERING PROTRUDING OBJECTS OR STANDING WITHIN THE SWING OF A DOOR.



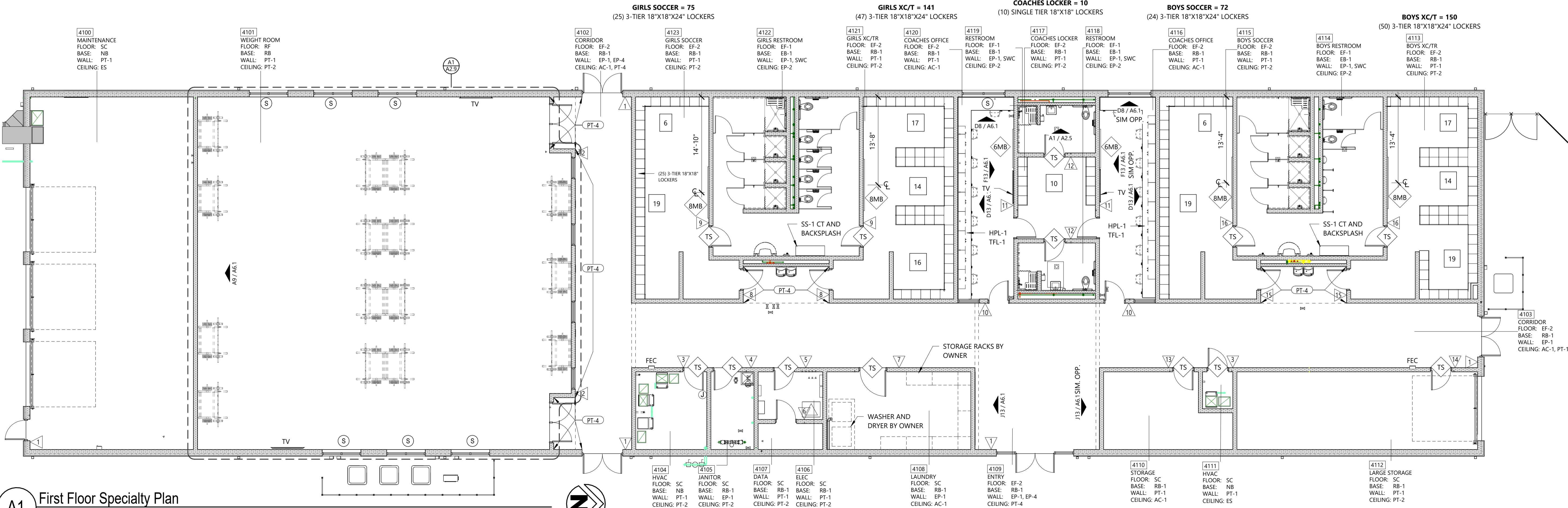
G6 Room Signage Detail
3/8" = 1'-0"



G9 Markerboard Detail
1" = 1'-0"

Finish Legend			
BASE			
BASE	EB-1	4" EPOXY BASE	DESCO QUARTZ CREMONA TG414
BASE	NB	NO BASE	--
BASE	RB-1	RUBBER BASE	Johnsonte #20 Charcoal
CEILING			
CEILING	AC-1	2' X 4' ACOUSTICAL CEILING TILE	WHITE SUSPENDED ACOUSTICAL CEILING
CEILING	ES	EXPOSED STRUCTURE	NO PAINT
CEILING	ESP-X	EXPOSED STRUCTURE PAINTED	"X" REPRESENTS PAINT NUMBER FROM WALL COLOR LISTED BELOW, DRY FALL
CEILING	PT-X	PAINTED GYPSUM BOARD	"X" REPRESENTS PAINT NUMBER FROM WALL COLOR LISTED BELOW, DRY FALL
FLOORS			
FLOORS	EF-1	EPOXY FLOORING(RESTROOMS)	DESCO QUARTZ CREMONA TG414
FLOORS	EF-2	EPOXY FLOORING	DESCO GRANITE SERIES GS208
FLOORS	RF	RUBBER FLOORING TILES	ECORE PERFORMANCE ULTRATILE
FLOORS	SC	SEALED CONCRETE	--
MILLWORK			
MILLWORK	HPL-1	PLASTIC LAMINATE COUNTERTOP	PIONITE-GOLD PANNIN AT710-SD
MILLWORK	SS-1	SOLID SURFACE COUNTERTOP	WILSONART: PEARL MIRAGE 9199MG
MILLWORK	TFL-1	THERMALLY FUSED LAMINATE (MELAMINE) CABINET BODY	WILSONART: FLORENCE WALNUT 7993
OTHER			
OTHER	AWP-1	ACOUSTIC WALL PANEL	GUILFORD OF MAINE FR701 2100 WHEAT 130
OTHER	DOORS	WOOD DOORS	NATURAL BIRCH
OTHER	LOCKRS	METAL LOCKERS	LYON LOCKERS - TRUE NAVY
OTHER	TP	TOILET PARTITIONS	HADRIAN - GRAY 239
WALLS			
WALLS	EP-X	EPOXY PAINT	"X" REPRESENTS PAINT NUMBER FROM THE PT WALL COLOR LISTED BELOW
WALLS	FRP	FIBERGLASS REINFORCED PANEL	STANDARD COLOR
WALLS	PT-1	PAINT, BASIC WALL COLOR	SHERWIN WILLIAMS: ANALYTICAL GRAY SW7051
WALLS	PT-2	PAINT, CEILING COLOR	SHERWIN WILLIAMS: NUANCE SW7049
WALLS	PT-3	PAINT, TYP DOOR FRAME COLOR	BENJAMIN MOORE: IRON MOUNTAIN 2134-30
WALLS	PT-4	PAINT, ACCENT WALL COLOR	SHERWIN WILLIAMS: GAUNTLET GREY SW7019
WALLS	SWC	SPECIAL WALL COATING (INTERIOR)	DESCO COLORITE TO MATCH PT-1

Sign Design Types						
TYPE 1	TYPE 2	TYPE 3	TYPE 4	TYPE 5	TYPE 6	TYPE 7



A1 First Floor Specialty Plan
1/8" = 1'-0"

Ref: B6/ A1.11



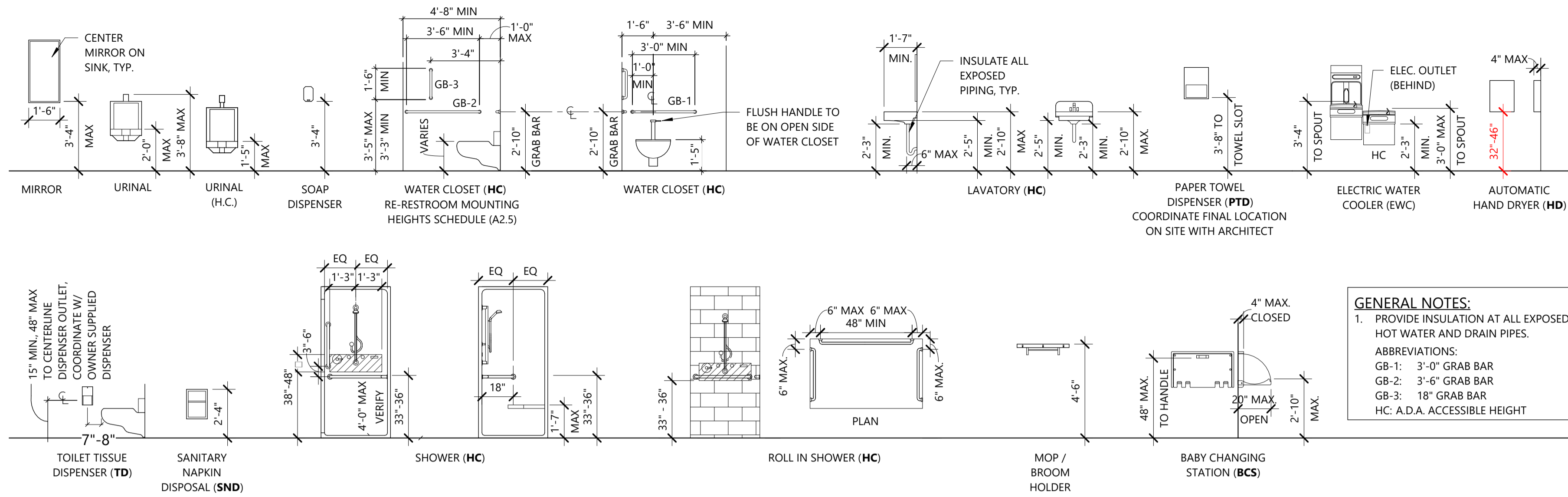
Hight Jackson Associates
5201 W Village Parkway, Suite 300 | Rogers, Arkansas 72781 | (479) 464-4965 | www.hjarch.com

A NEW FACILITY FOR
BWHS - Locker Room Building
1359 Gamble Road, Centerton, AR 72719

DRAWN BY:
BS
CHECK BY:
TS
ISSUE DATE:
04/06/2026
PROJECT NO:
2421.2
REVISION DATES:

SPECIALTY PLAN
S H E E T
A2.3
COPYRIGHT 2026
THESE DRAWINGS AND SPECIFICATIONS ARE THE EXCLUSIVE PROPERTY OF HIGHT JACKSON ASSOCIATES P.A. USE OR REPRODUCTION IS PROHIBITED WITHOUT WRITTEN CONSENT.

Typical A.D.A. Reference Diagram



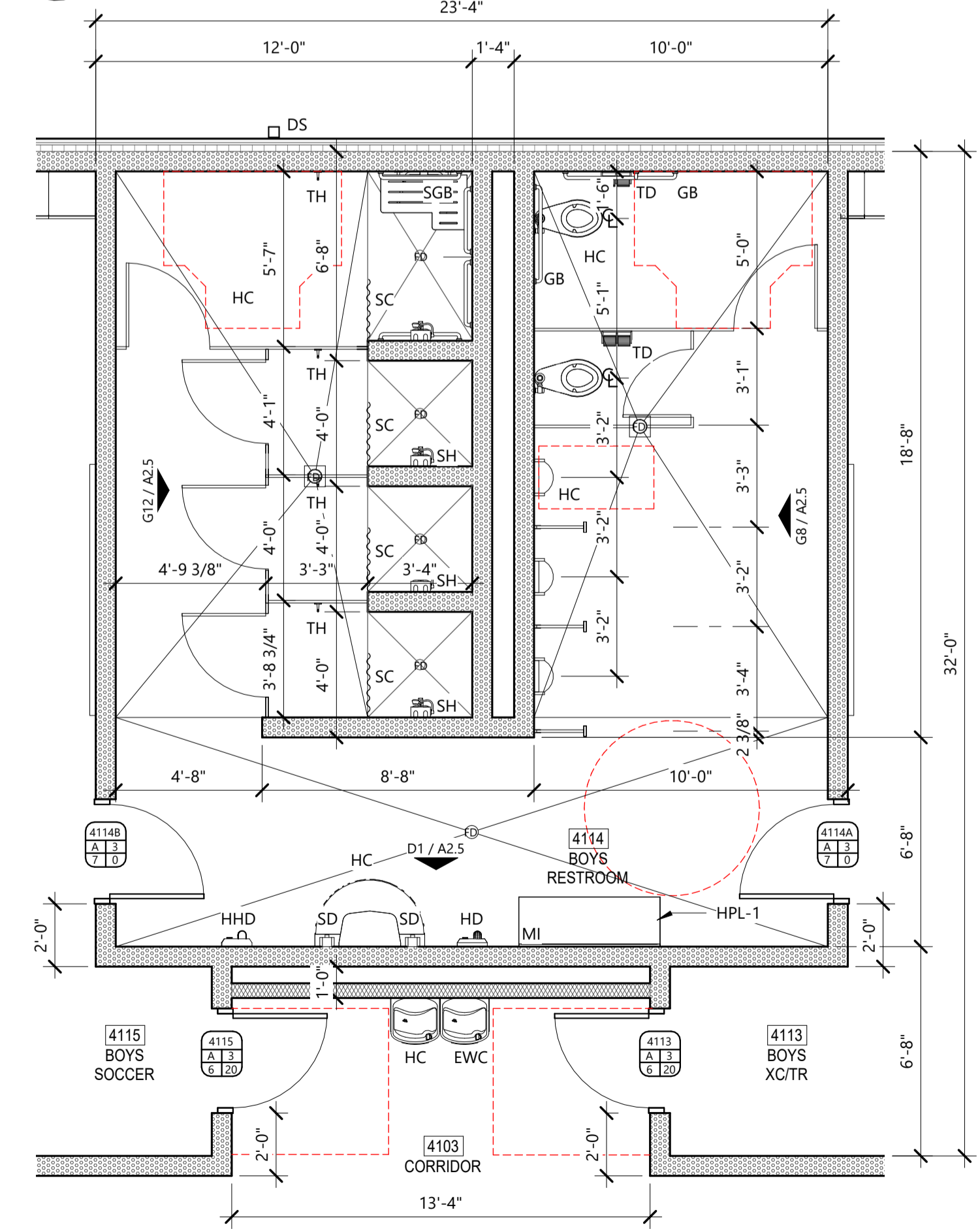
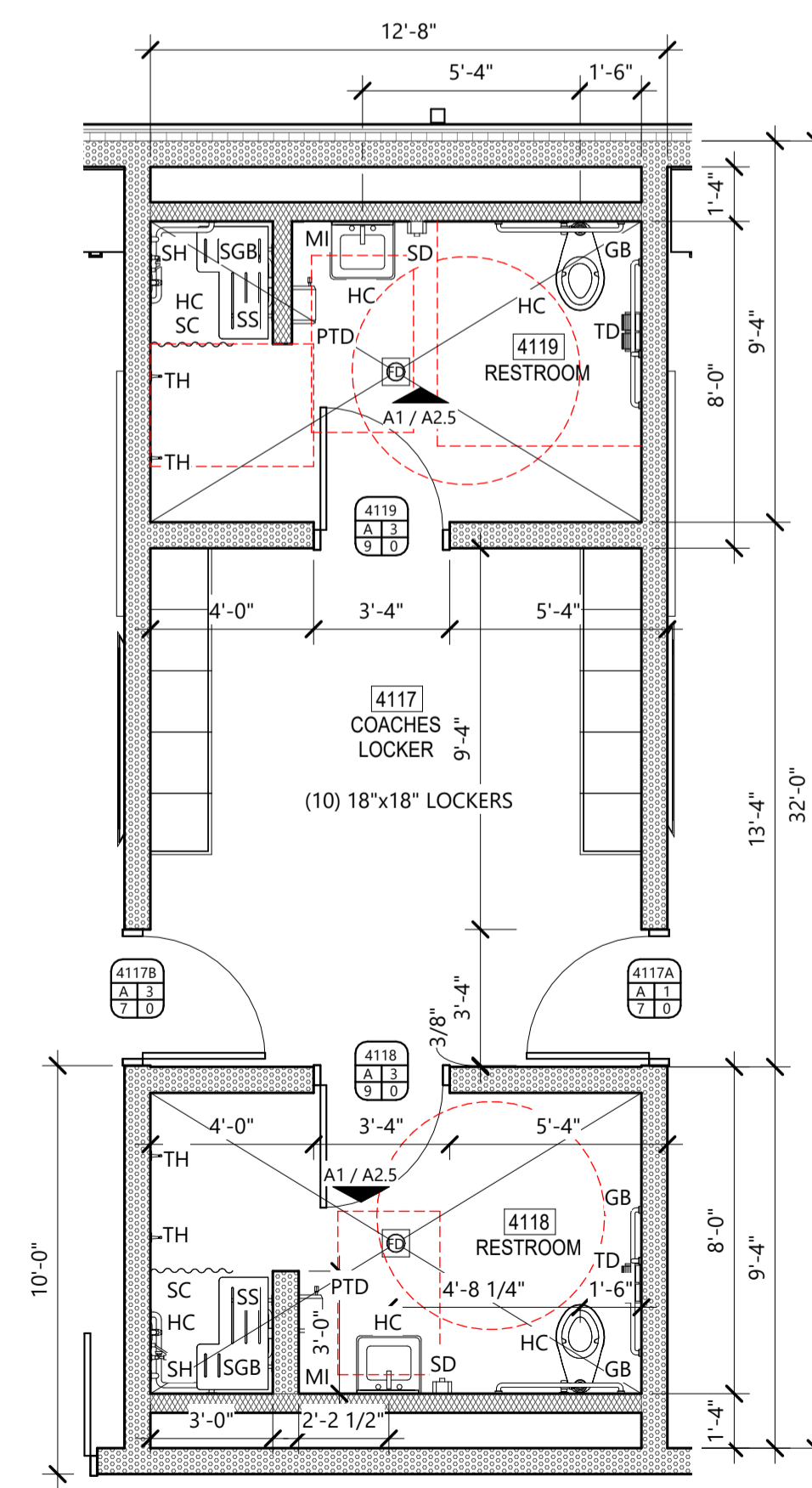
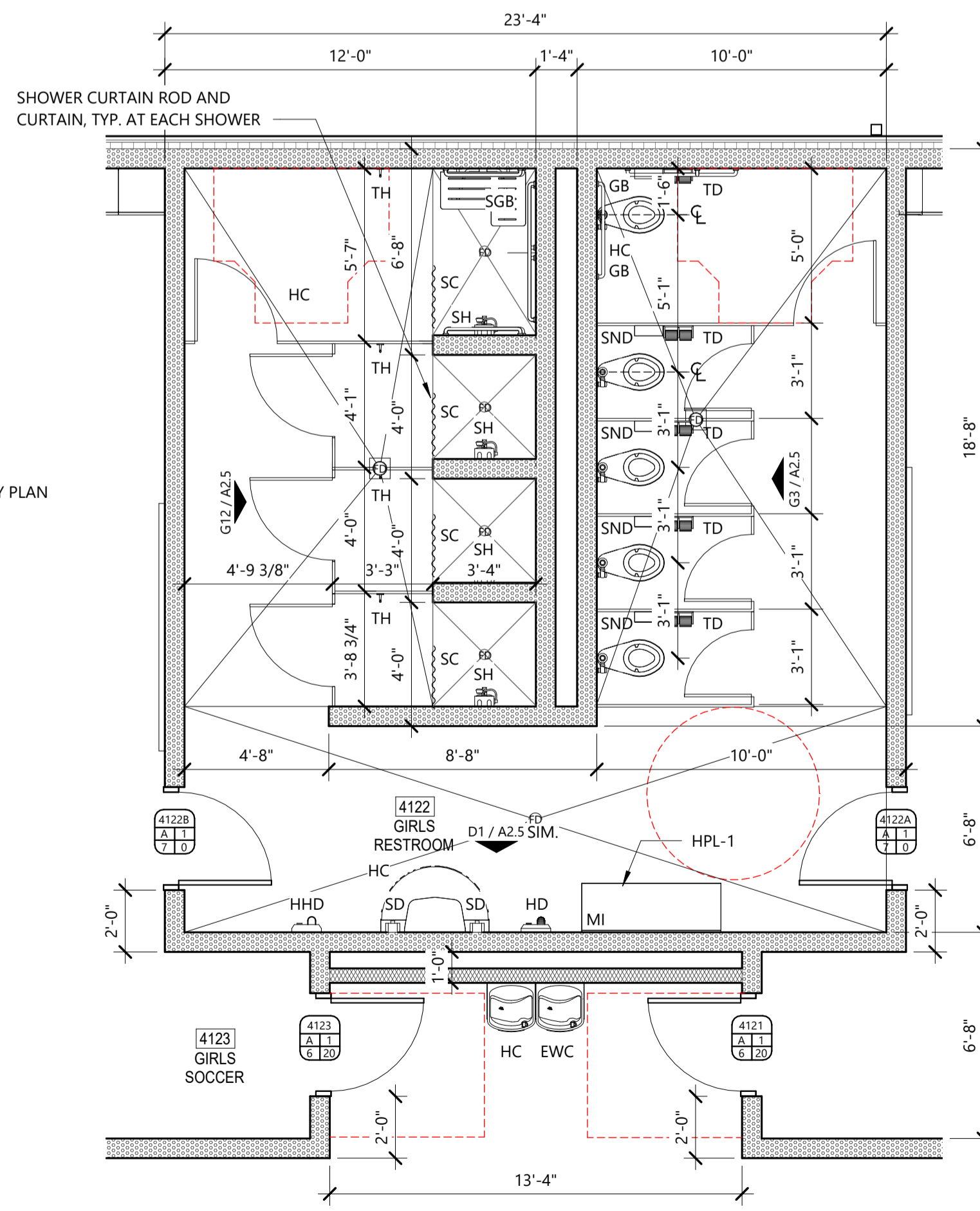
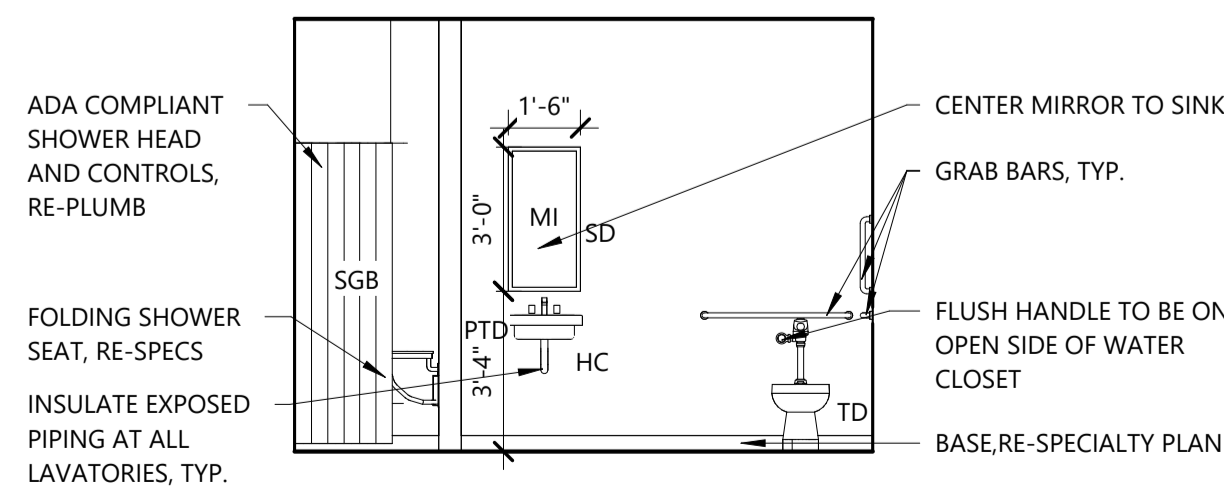
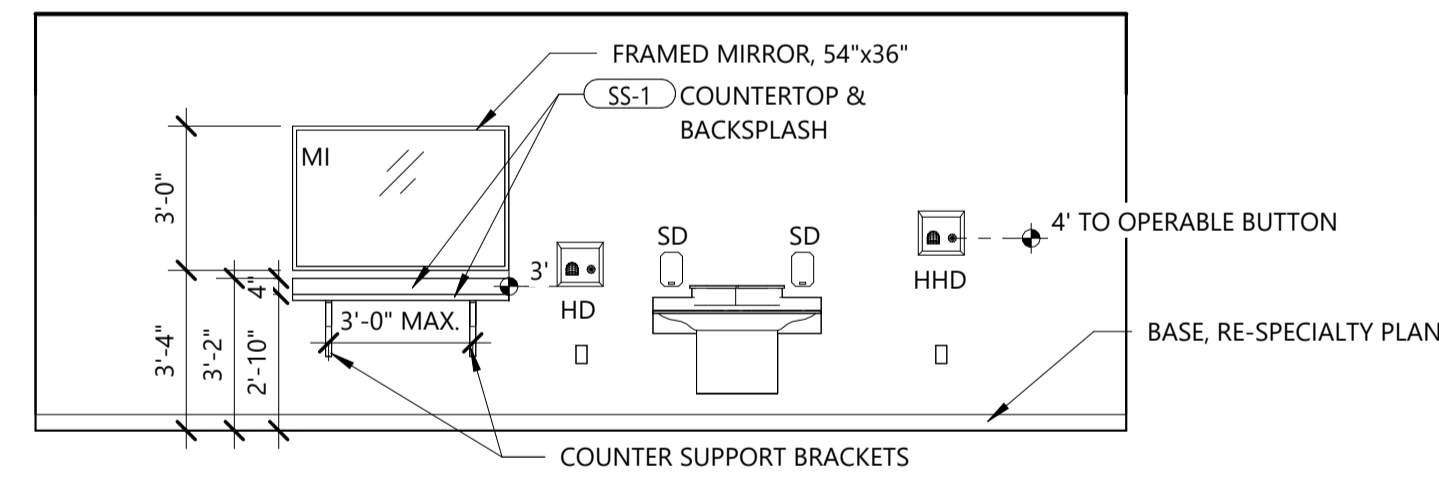
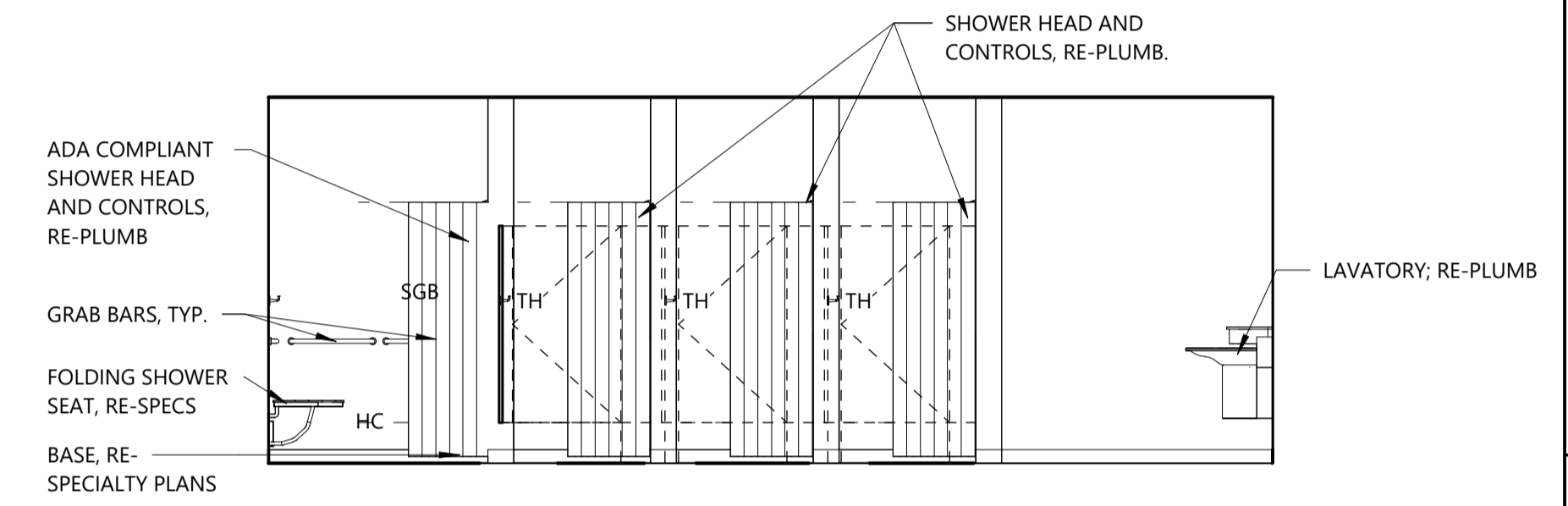
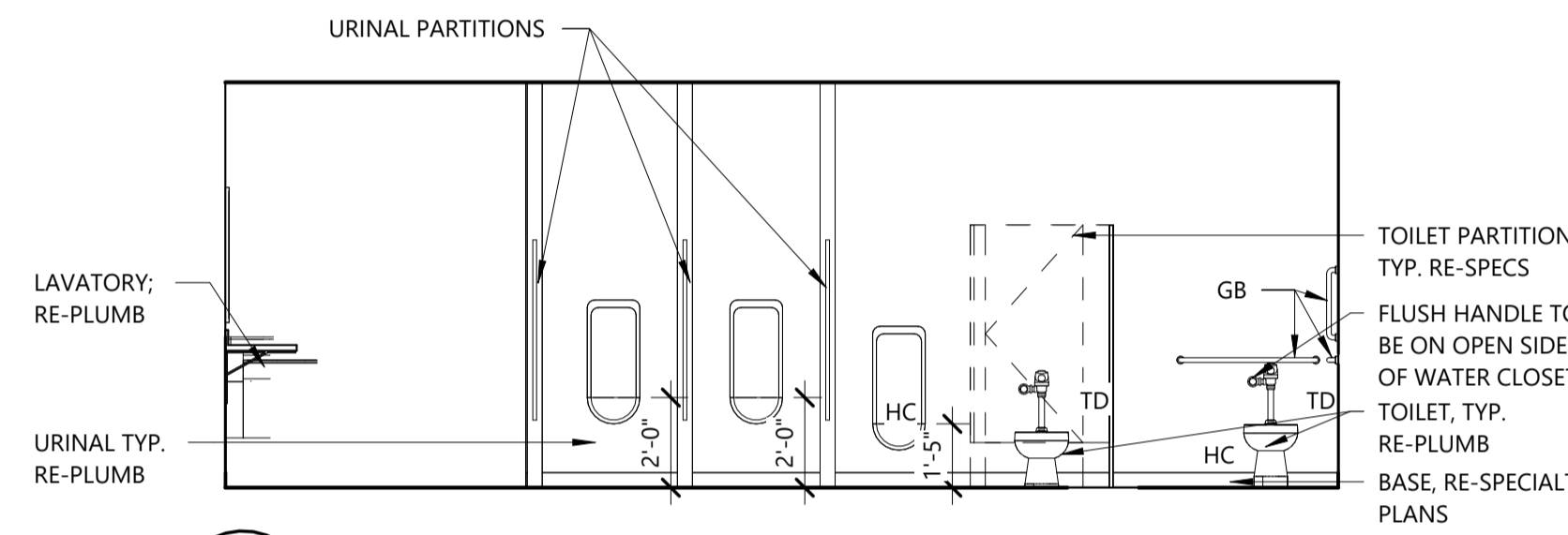
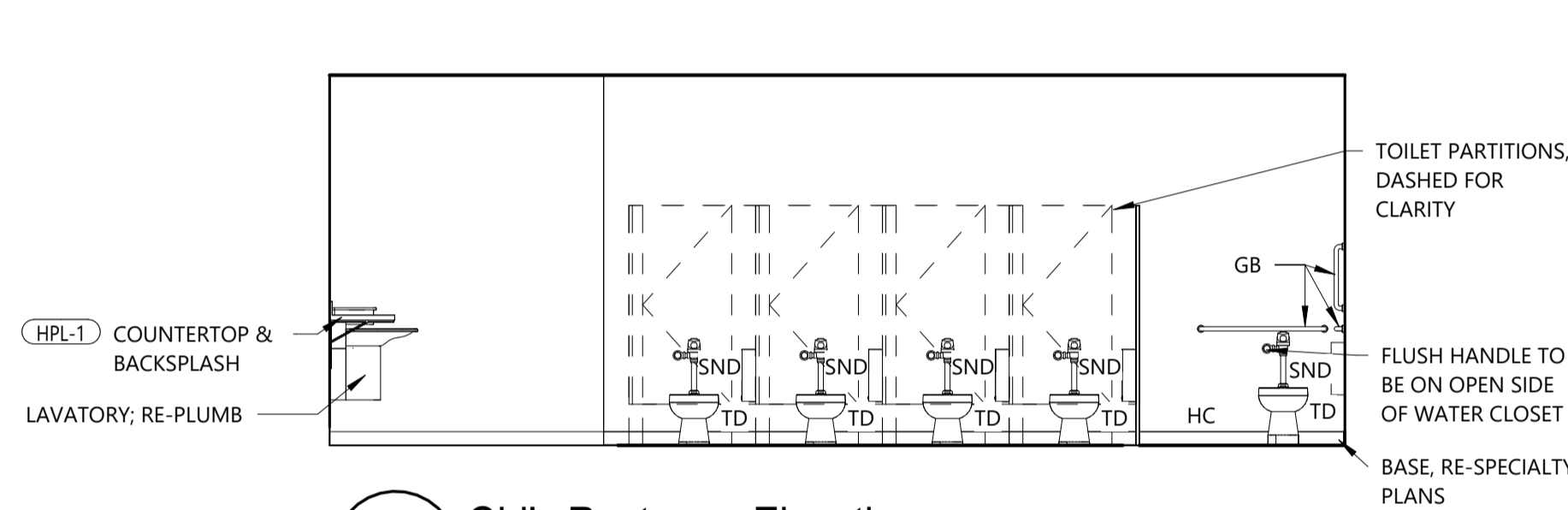
Schedule of Special Mounting Heights / Location		WATER CLOSET (CENTERLINE FROM WALL)	TOILET SEAT HEIGHT	GRAB BAR HEIGHT	TISSUE DISPENSER HEIGHT	LAVATORY/ WASH FOUNTAIN (TO RIM)	LAVATORY KNEE CLEARANCE	URINAL TO RIM	MIRROR (BOT. EDGE)
ADULT	(HC) HANDICAP ACCESSIBLE	18"	17"	34"	19"	34"	27"	17"	40"

Schedule of Mounting Heights		DIM	REMARKS
FIXTURE or ACCESSORY			
ADULT STANDARD AND HANDICAP			
GRAB BARS	34"	TO CENTERLINE	
MIRRORS (STANDARD)	40"	TO BOTTOM OF REFLECTIVE SURFACE	
MIRRORS (ACCESSIBLE)	40"	TO BOTTOM OF REFLECTIVE SURFACE	
PAPER TOWEL DISPENSER (PTD)	44"	TOWEL SLOT	
SANITARY NAPKIN DISPOSAL (SND)	28"	TO TOP	
SOAP DISPENSERS (SD)	40"	TO BOTTOM/AT 6" BACKSPLASH	
TOILET TISSUE DISPENSERS (TD)	19"	TO CENTERLINE	
TOWEL HOOK	48"	TO CENTERLINE	
ELECTRIC WATER COOLER (EWC)	36" & 40"	TO SPOUT, 27" KNEE CLEAR, 9" TOE CLEAR, RE-PLUMB	
SHOWER CURTAIN ROD	80"	TO CENTERLINE	
FIRE SAFETY			
FIRE EXTINGUISHER	48"	TO HANDLE	
SIGNAGE (UNO)			
SIGNAGE (UNO)	60"	TO TOP	
ELECTRICAL CONTROLS			
ELECTRICAL RECEPTACLE (UNO)	18"	TO CENTERLINE	
ELECT RECEPTACLE ABOVE COUNTER	44"	TO CENTERLINE	
LIGHT SWITCH (UNO)	48"	TO CENTERLINE (COORDINATE W/ OWNER)	
THERMOSTAT (UNO)	48"	TO CENTERLINE	
OTHER CONTROL DEVICES (UNO)	48"	TO CENTERLINE	
UNO - "UNLESS NOTED OTHERWISE"			

Legend	
EWC	ELECTRIC WATER COOLER
FD	FLOOR DRAIN
GB	GRAB BAR
HC	HANDICAP
HD	HAND DRYER
HHD	HAND/HAIR DRYER, RE-SPECS
PTD	PAPER TOWEL DISPENSER
SD	SOAP DISPENSER
SGB	SHOWER GRAB BAR
SH	SHOWER SOAP HOLDER
SND	SANITARY NAPKIN DISPOSAL
TD	TOILET TISSUE DISPENSER
TH	TOWEL HOOK
MI	MIRROR
SC	SHOWER CURTAIN ROD AND SHOWER CURTAIN

Toilet Accessory Notes

- REFER TO SPECIFICATION SECTION 10 28 13 FOR TOILET ACCESSORIES FURNISHED BY THE OWNER AND INSTALLED BY THE CONTRACTOR
- ALL PLUMBING FIXTURE MOUNTING HEIGHTS AND CLEARANCES NOTED TO BE ACCESSIBLE SHALL CONFORM WITH ALL AMERICANS WITH DISABILITIES ACT REGULATIONS. ALL CONFLICTS BETWEEN DRAWINGS AND INSTALLATION SHALL BE REPORTED TO ARCHITECT PRIOR TO INSTALLATION


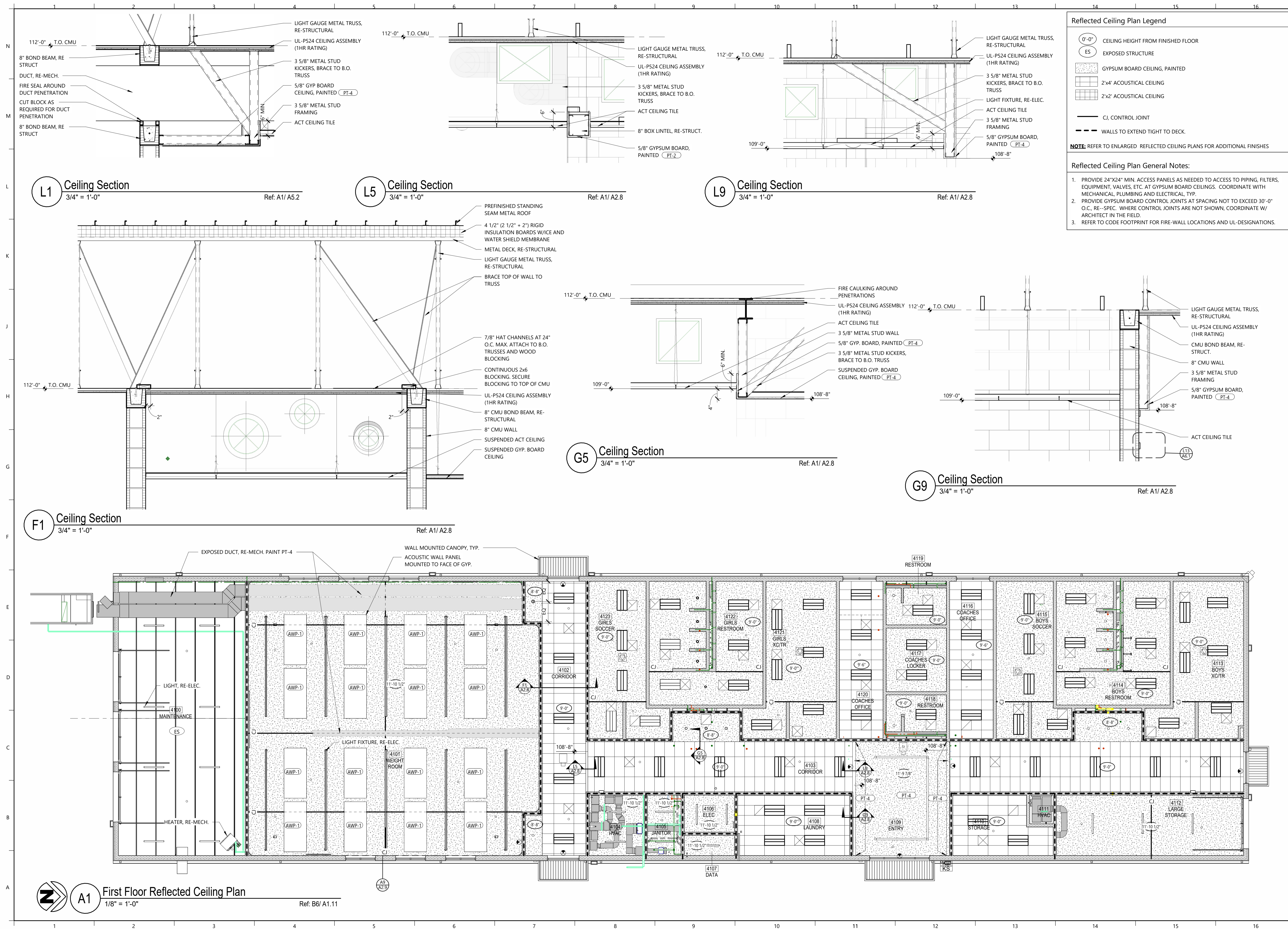


Hight Jackson Associates
 5201 W Village Parkway, Suite 300 | Rogers, Arkansas 72758 | (479) 464-4965 | www.hjarch.com

BWHS - Locker Room Building
 1359 Gamble Road, Centerton, AR 72719

NEW FACILITY FOR
 DRAWN BY: VG
 CHECKED BY: TS
 ISSUE DATE: 04/06/2026
 PROJECT NO: 2421.2
 REVISION DATES:

ENLARGED RESTROOM PLANS
 SHEET
A2.5
 COPYRIGHT 2026
 THESE DRAWINGS AND SPECIFICATIONS ARE THE EXCLUSIVE PROPERTY OF HIGHT JACKSON ASSOCIATES P.A. USE OR REPRODUCTION IS PROHIBITED WITHOUT WRITTEN CONSENT.



Hight Jackson ASSOCIATES

5201 W Village Parkway, Suite 300 | Rogers, Arkansas 72768 | (479) 464-4965 | www.hjarch.com

A NEW FACILITY FOR
BWHS - Locker Room Building
1359 Gamble Road, Centerton, AR 72719

DRAWN BY:
BS

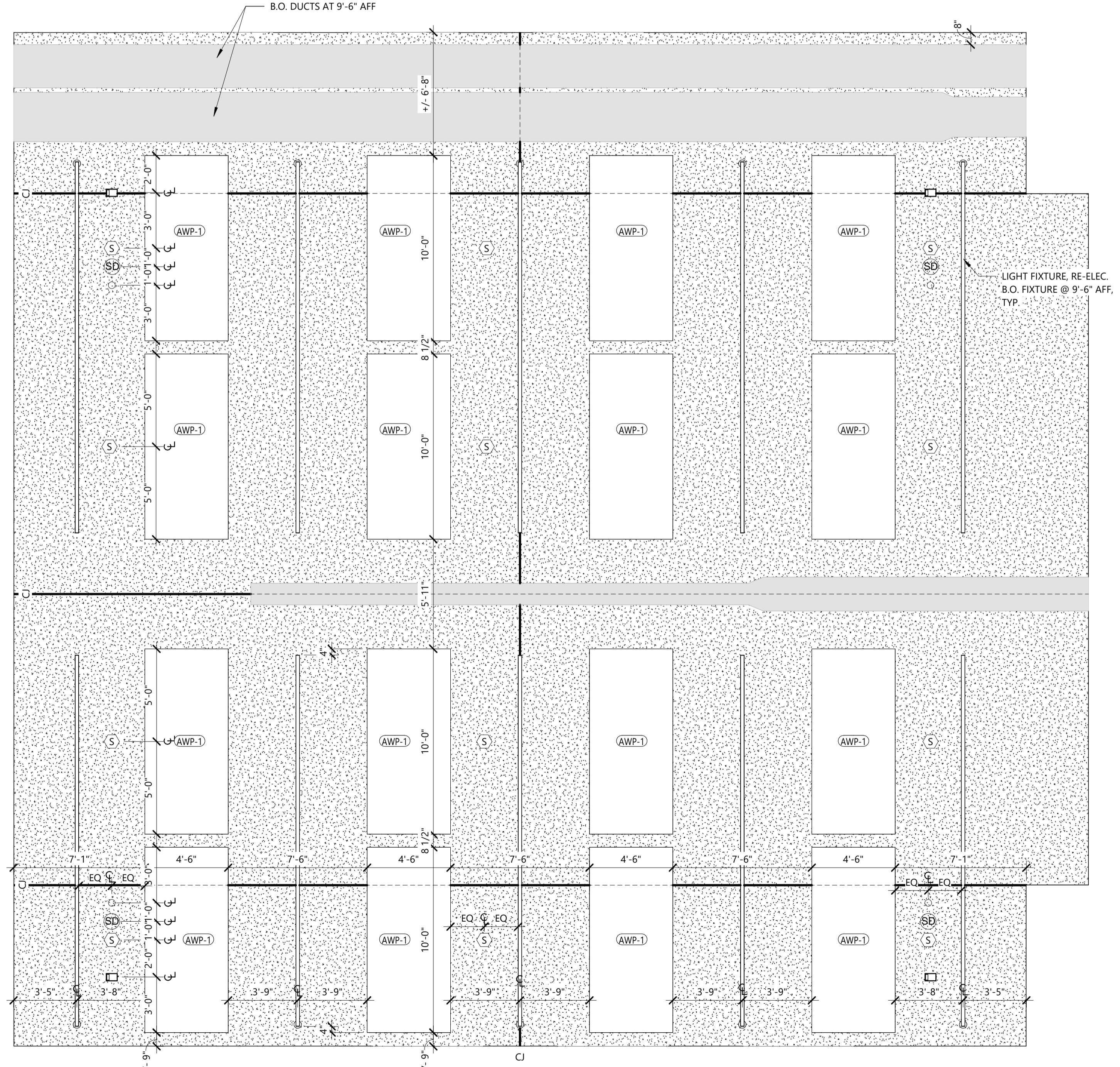
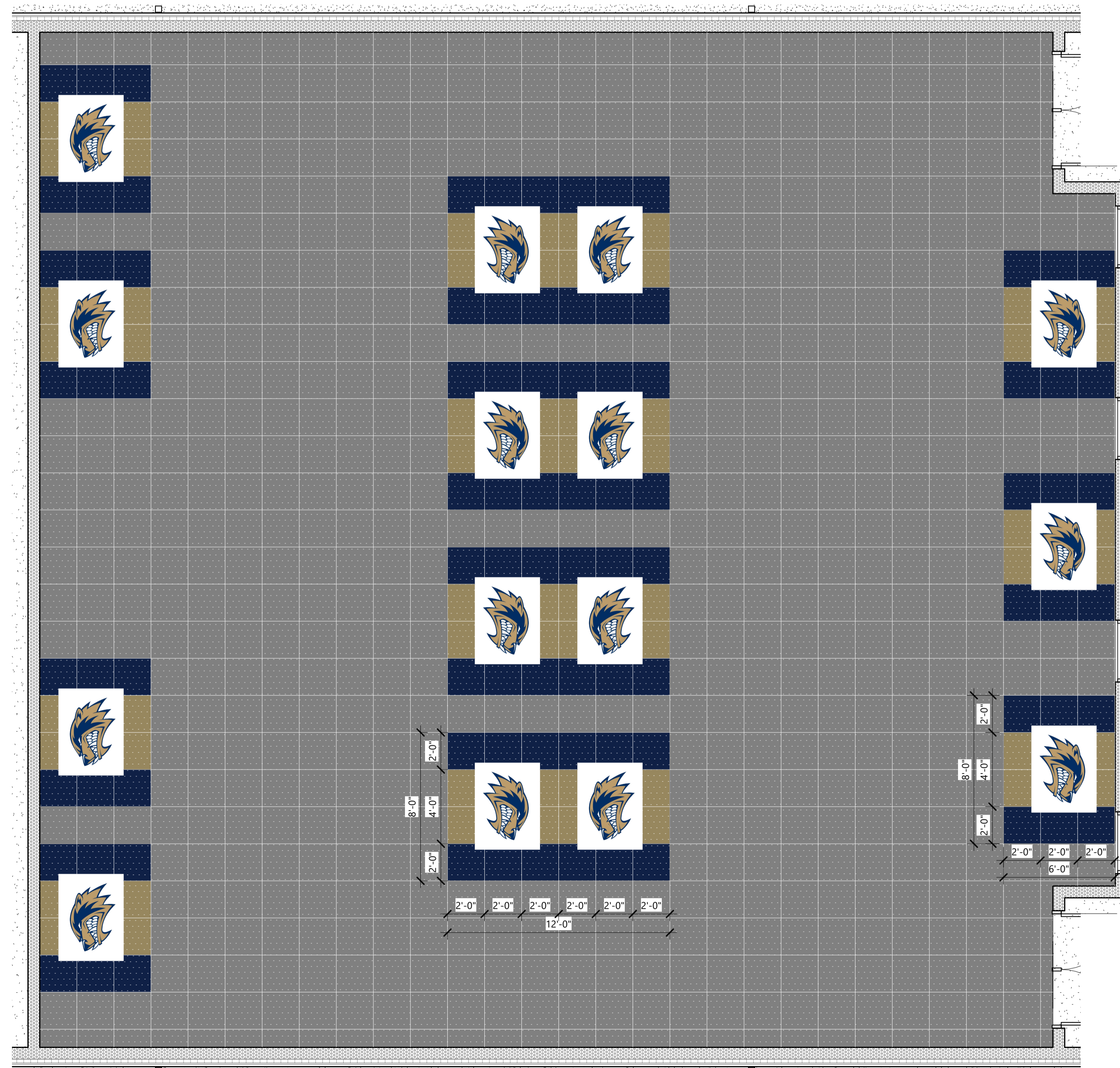
CHECKED BY:
TS

ISSUE DATE:
04/06/2026

PROJECT NO:
2421.2

REVISION DATES

FIRST FLOOR REFLECTED CEILING PLAN
S H E E T
A2.8
COPYRIGHT 2026
THESE DRAWINGS AND SPECIFICATIONS ARE THE EXCLUSIVE PROPERTY OF HIGHT JACKSON ASSOCIATES P.A. USE OR REPRODUCTION IS PROHIBITED WITHOUT WRITTEN CONSENT.



A NEW FACILITY FOR
BWHS - Locker Room Building
1359 Gamble Road, Centerton, AR 72719

DRAWN BY:
BS
CHECK BY:
TS
ISSUE DATE
04/06/2026

PROJECT NO.
2421.2

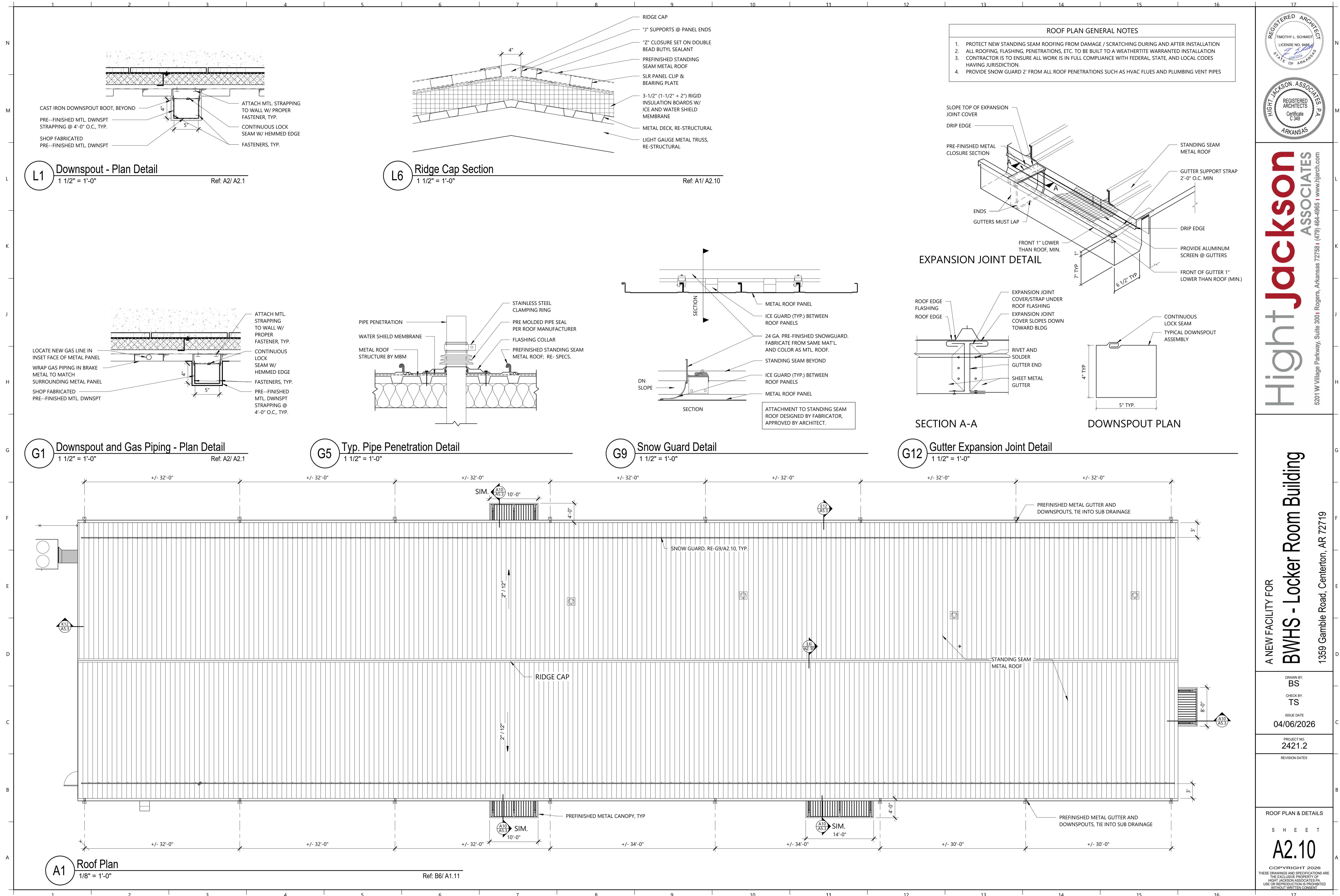
REVISION DATES

ENLARGED CEILING
PLAN/DETAILS

S H E E T

A2.9

COPYRIGHT 2026
THESE DRAWINGS AND SPECIFICATIONS ARE
THE EXCLUSIVE PROPERTY OF
HIGHT JACKSON ASSOCIATES, P.A.
USE OR REPRODUCTION IS PROHIBITED
WITHOUT WRITTEN CONSENT



Hight Jackson
ASSOCIATES
5201 W Village Parkway, Suite 300 | Rogers, Arkansas 72768 | (479) 464-4965 | www.hjarch.com

A NEW FACILITY FOR
BWHS - Locker Room Building
1359 Gamble Road, Centerton, AR 72719

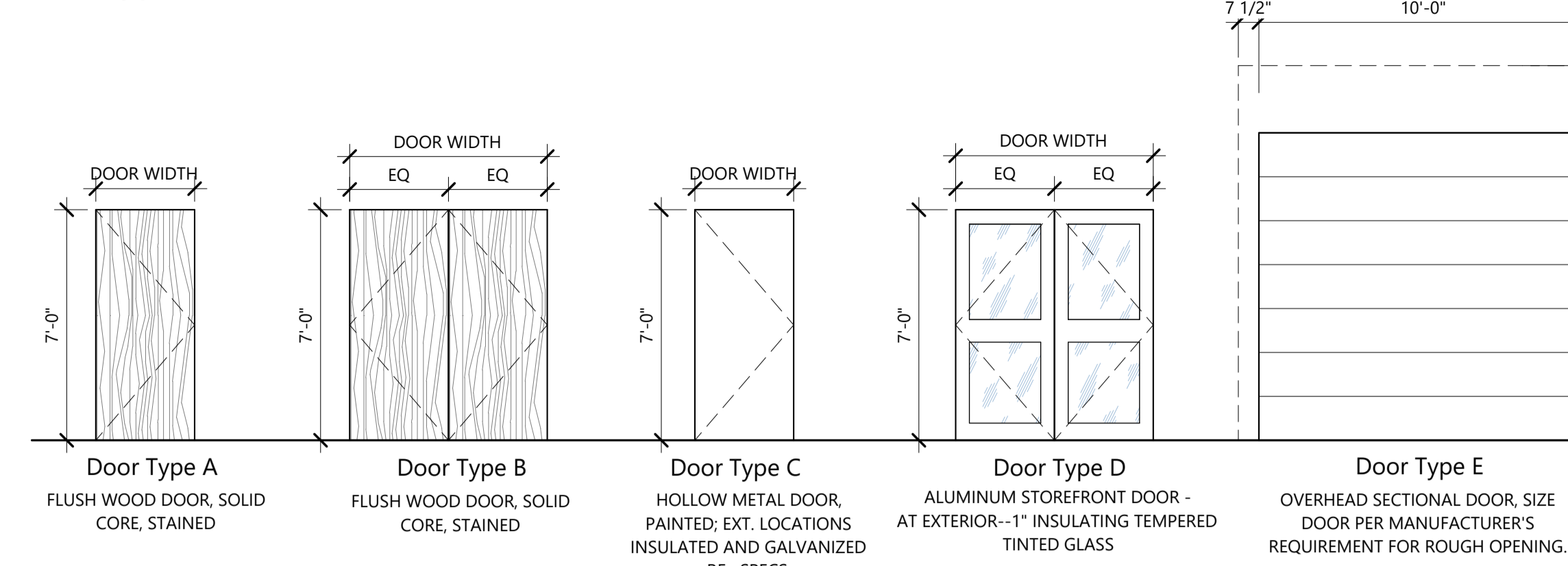
DRAWN BY:
BS
CHECK BY:
TS
ISSUE DATE:
04/06/2026

PROJECT NO:
2421.2

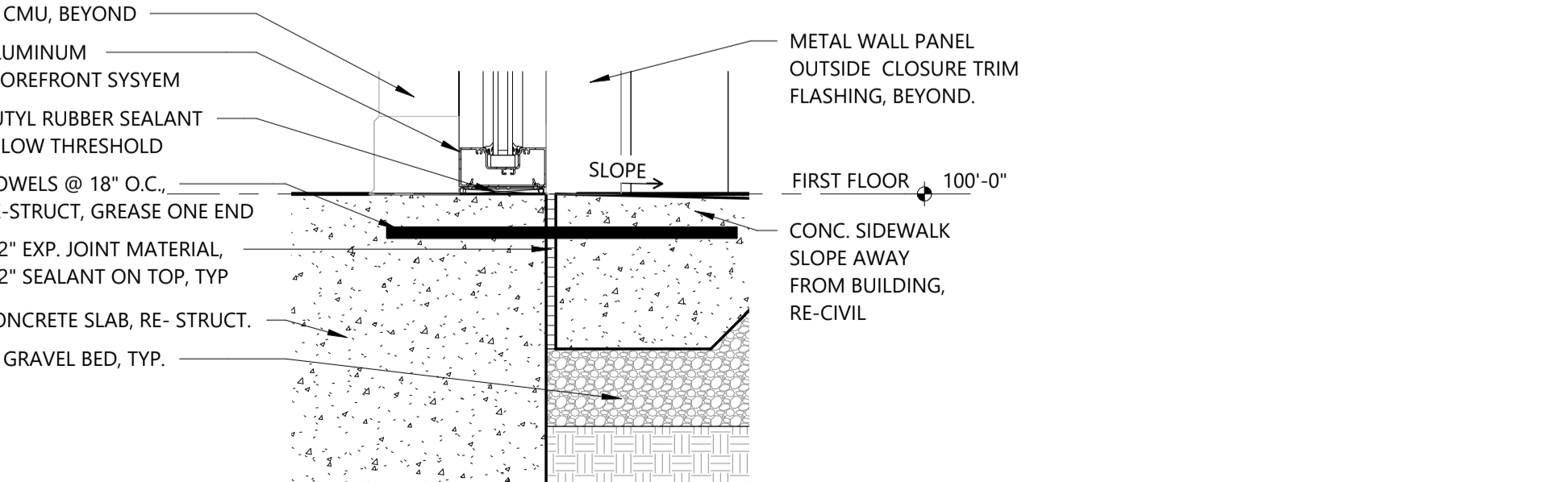
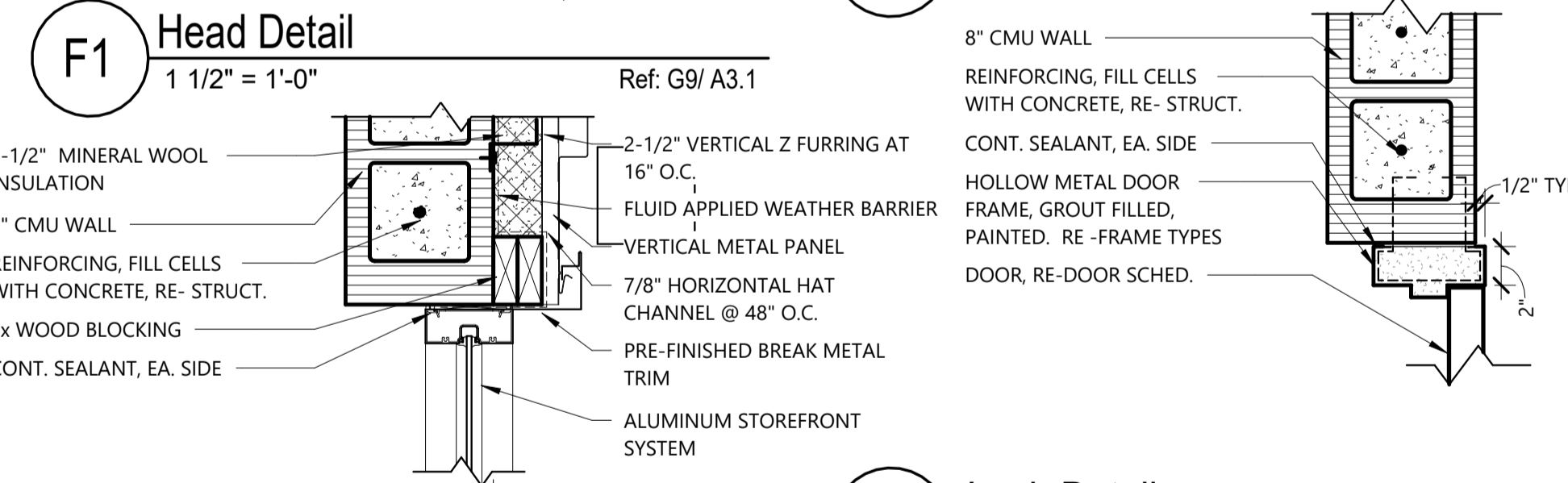
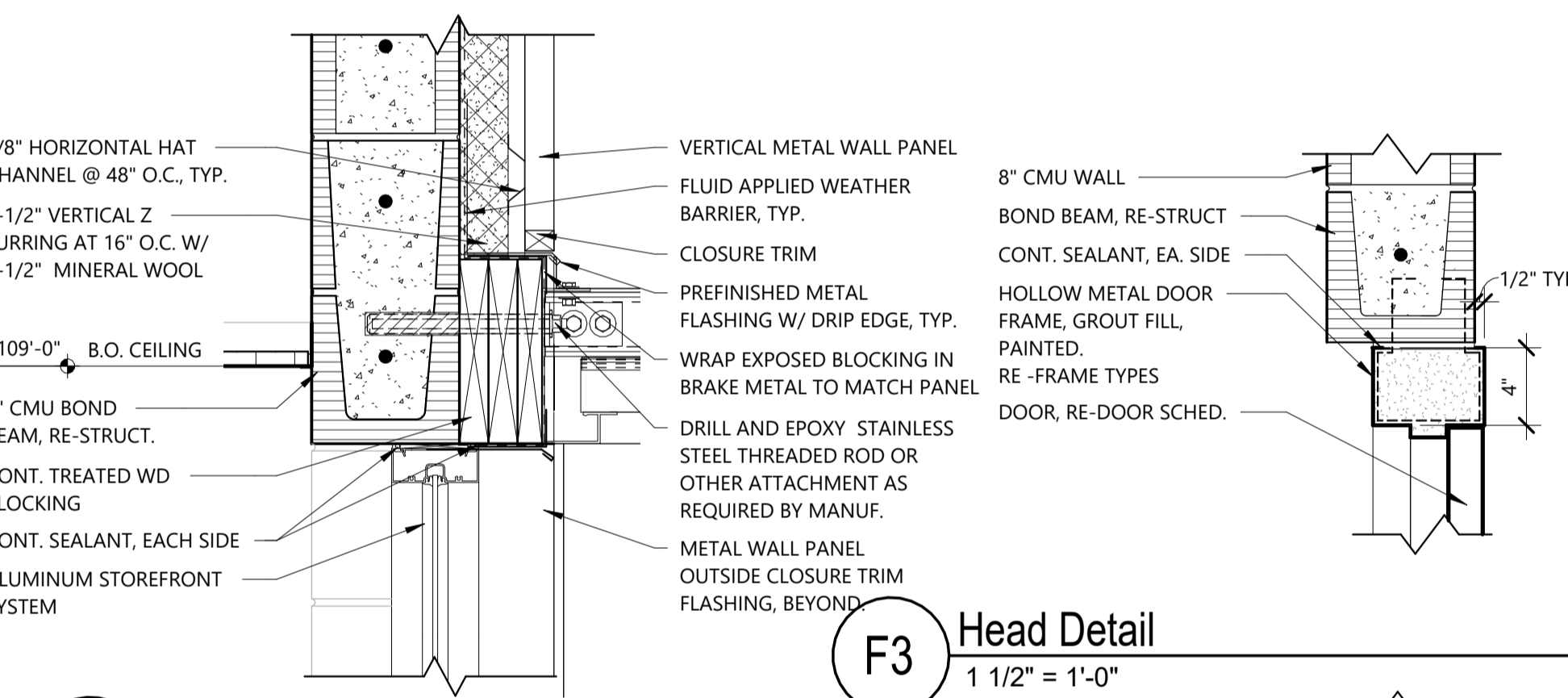
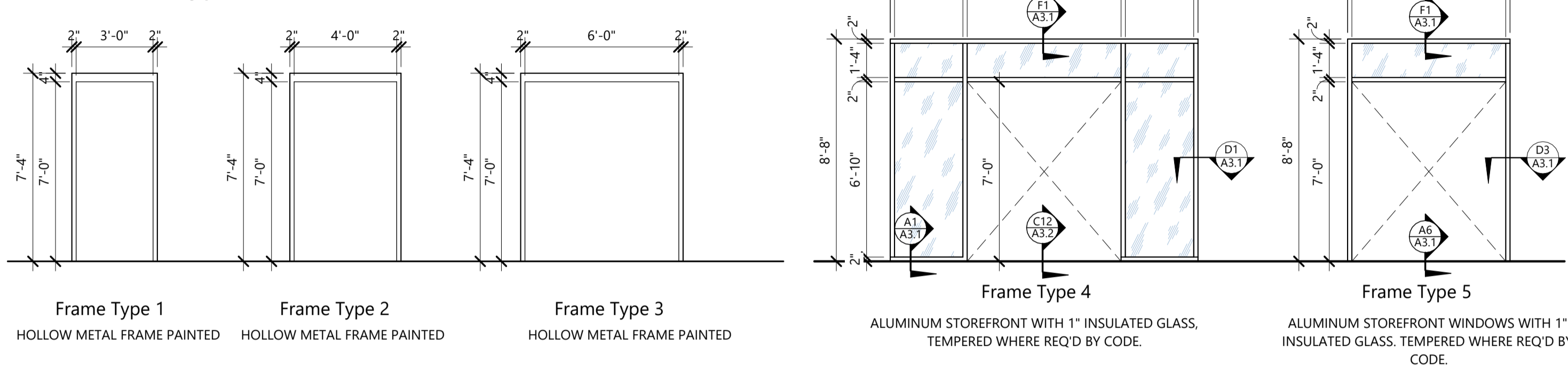
REVISION DATES

ROOF PLAN & DETAILS
SHEET
A2.10
COPYRIGHT 2026
THESE DRAWINGS AND SPECIFICATIONS ARE
THE EXCLUSIVE PROPERTY OF
HIGHT JACKSON ASSOCIATES P.A.
USE OR REPRODUCTION IS PROHIBITED
WITHOUT WRITTEN CONSENT

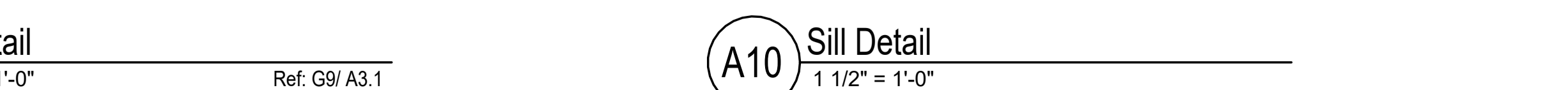
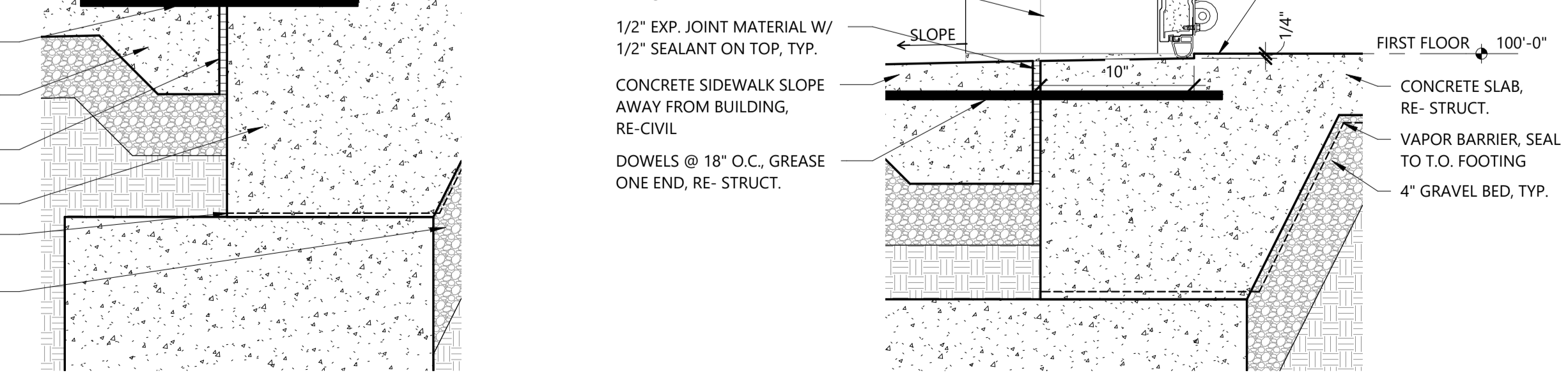
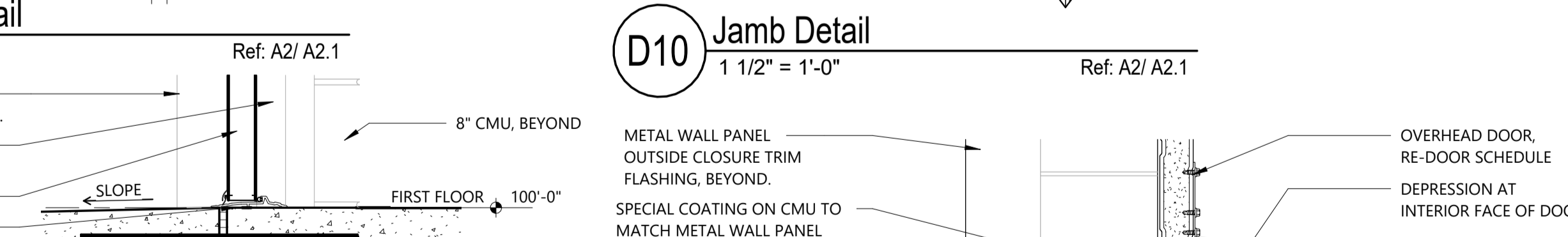
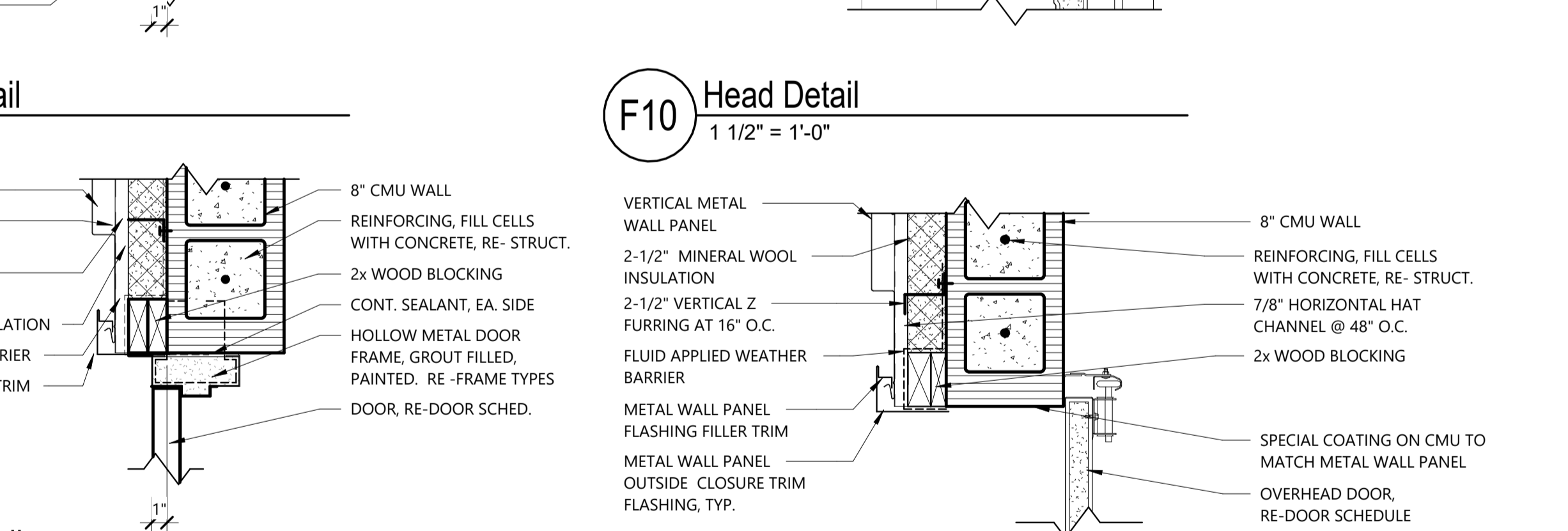
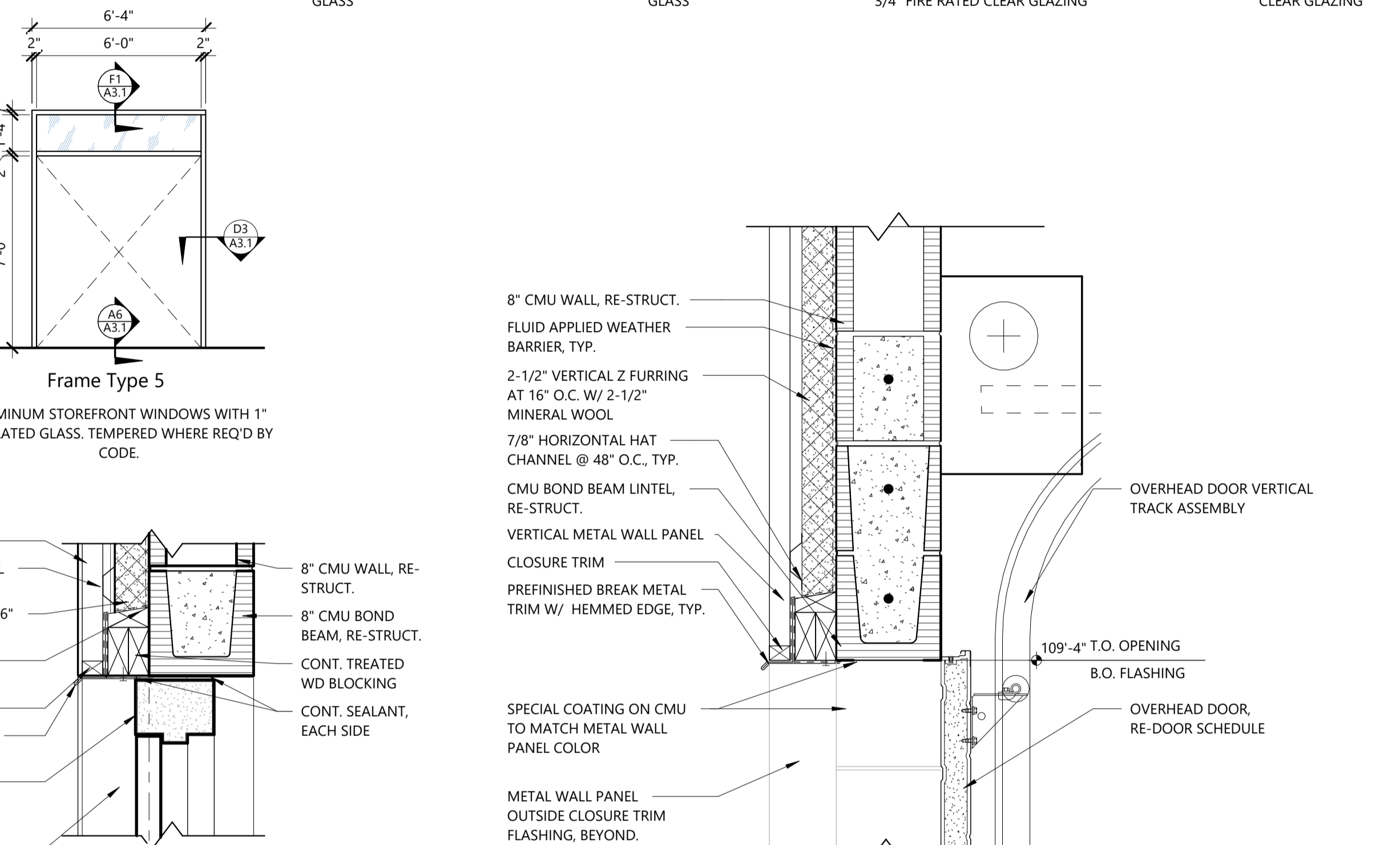
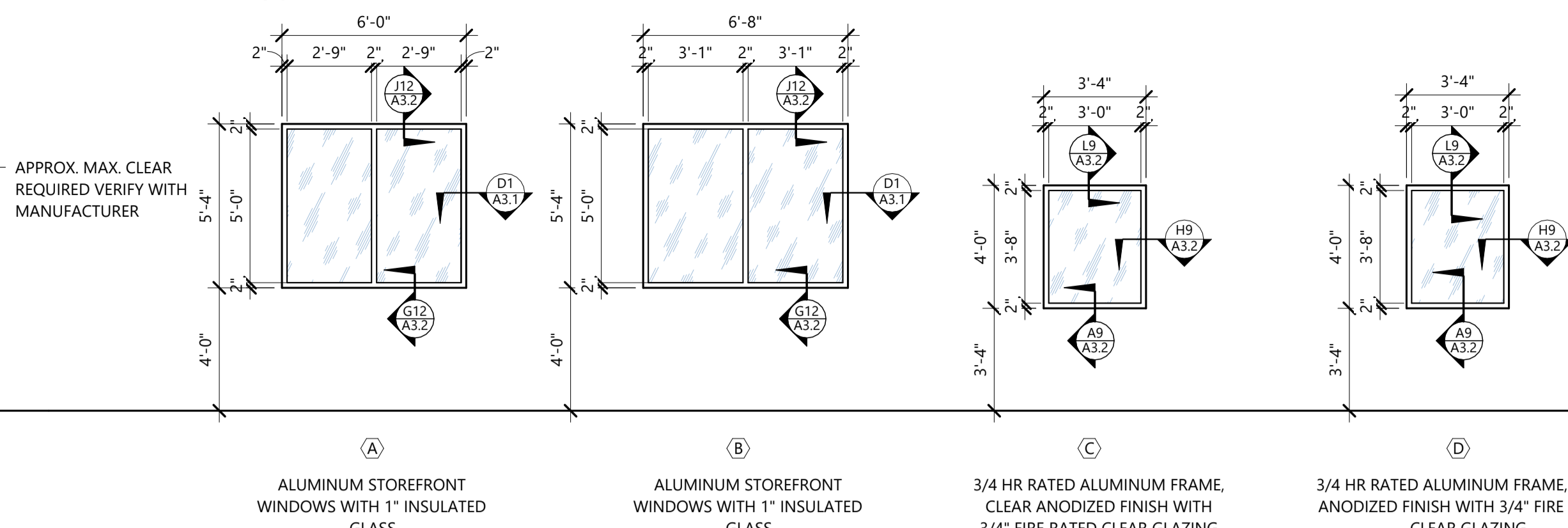
Door Types



Door Frame Types




Window Frame Types



Door Frame & Window Frame General Notes

- REFER TO DOOR TAG AND SPECIFICATION SECTION 08 71 00 FOR HARDWARE SETS AT HOLLOW METAL DOOR FRAMES
- REFER TO DOOR TAGS AND SPEC. SECTION 08 43 13 FOR HARDWARE SETS AT ALUMINUM STOREFRONT FRAMES

Door Schedule				
MARK	DETAILS			NOTES
	HEAD	JAMB	SILL	
4100A	F6/A3.1	D6/A3.1	A6/A3.1	
4100B	F10/A3.1	D10/A3.1	A10/A3.1	
4100C	F10/A3.1	D10/A3.1	A10/A3.1	
4100D	F10/A3.1	D10/A3.1	A10/A3.1	
4101A	F3/A3.1	D3/A3.1		
4101B	F3/A3.1	D3/A3.1		
4102A	F1/A3.1	D1/A3.1	A1/A3.1, C12/A3.2	
4102B	F1/A3.1	D1/A3.1	A1/A3.1, C12/A3.2	
4103	F1/A3.1	D1/A3.1	A1/A3.1, C12/A3.2	
4104	F3/A3.1	D3/A3.1		
4105	F3/A3.1	D3/A3.1		
4106	F3/A3.1	D3/A3.1		
4107	F3/A3.1	D3/A3.1		
4108	F3/A3.1	D3/A3.1		
4109	F1/A3.1	D1/A3.1	A1/A3.1, C12/A3.2	
4110	F3/A3.1	D3/A3.1		
4111	F3/A3.1	D3/A3.1		
4112A	F3/A3.1	D3/A3.1		
4112B	F10/A3.1	D10/A3.1	A10/A3.1	
4113	F3/A3.1	D3/A3.1, A13/A3.2		
4114A	F3/A3.1	D3/A3.1		
4114B	F3/A3.1	D3/A3.1		
4115	F3/A3.1	D3/A3.1, A13/A3.2		
4116	F3/A3.1	D3/A3.1, D13/A3.2		
4117A	F3/A3.1	D3/A3.1		
4117B	F3/A3.1	D3/A3.1		
4118	F3/A3.1	D3/A3.1		
4119	F3/A3.1	D3/A3.1		
4120	F3/A3.1	D3/A3.1, D13/A3.2		
4121	F3/A3.1	D3/A3.1, A13/A3.2		
4122A	F3/A3.1	D3/A3.1		
4122B	F3/A3.1	D3/A3.1		
4123	F3/A3.1	D3/A3.1, A13/A3.2		



Hight Jackson
ASSOCIATES
5201 W Village Parkway, Suite 300 | Rogers, Arkansas 72761 | (479) 464-4965 | www.hjarch.com

A NEW FACILITY FOR
BWHS - Locker Room Building
1359 Gamble Road, Centerton, AR 72719

DRAWN BY:
BS

CHECK BY:
TS

ISSUE DATE:
04/06/2026

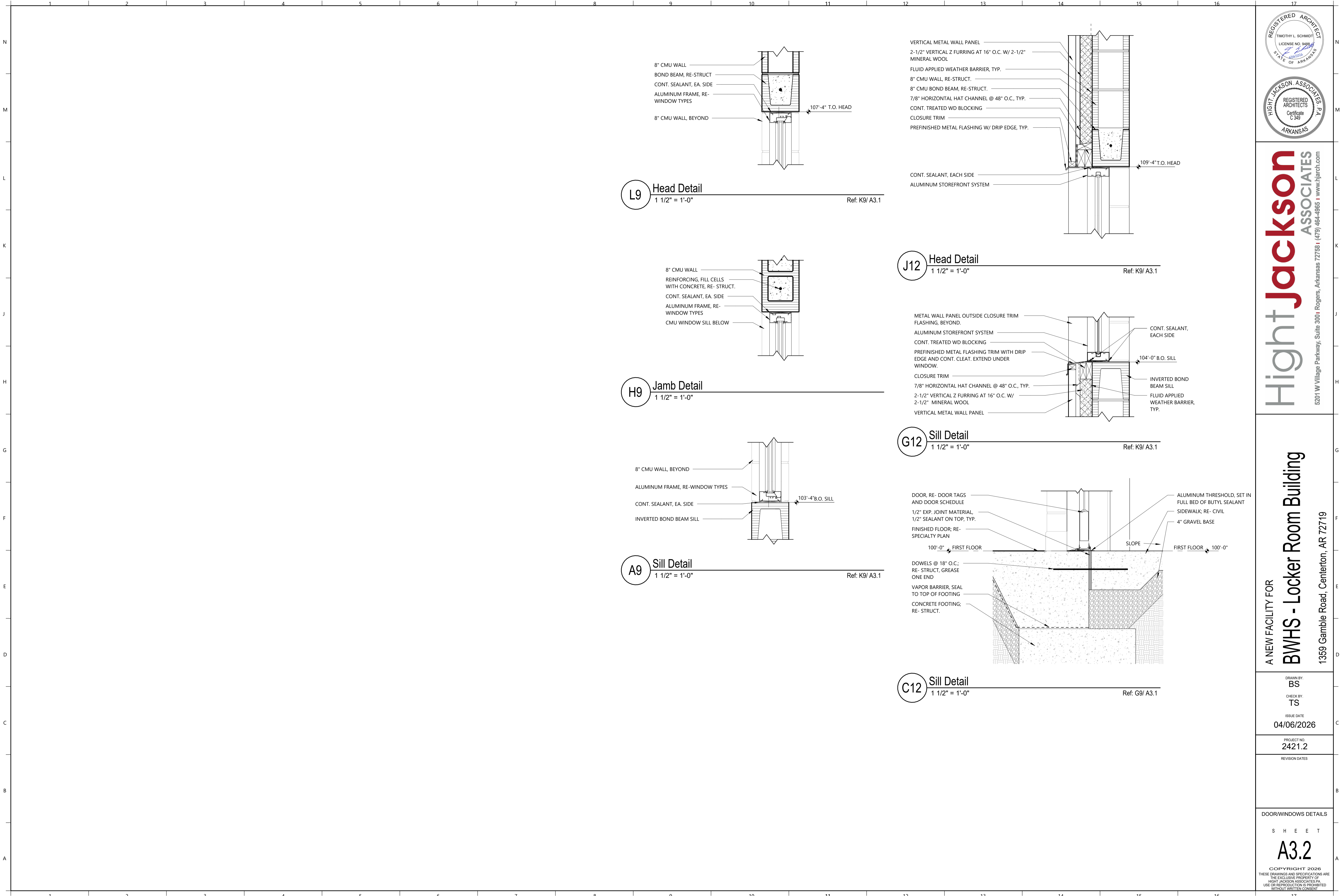
PROJECT NO:
2421.2

REVISION DATES:

DOOR SCHEDULE / DOOR / WINDOW / FRAME ELEVATIONS / DETAILS SHEET

A3.1

COPYRIGHT 2026
THESE DRAWINGS AND SPECIFICATIONS ARE THE EXCLUSIVE PROPERTY OF HIGHT JACKSON ASSOCIATES P.A. USE OR REPRODUCTION IS PROHIBITED WITHOUT WRITTEN CONSENT.



REGISTERED ARCHITECT
TIMOTHY L. SCHMIDT
LICENSE NO. 9493
STATE OF ARKANSAS

REGISTERED ARCHITECTS
HIGHT JACKSON ASSOCIATES P.A.
Certificate C 349
ARKANSAS

Hight Jackson ASSOCIATES

5201 W Village Parkway, Suite 300 | Rogers, Arkansas 72768 | (479) 464-4965 | www.hjarch.com

A NEW FACILITY FOR

BWHS - Locker Room Building

1359 Gamble Road, Centerton, AR 72719

DRAWN BY:
BS

CHECK BY:
TS

ISSUE DATE
04/06/2026

PROJECT NO.
2421.2

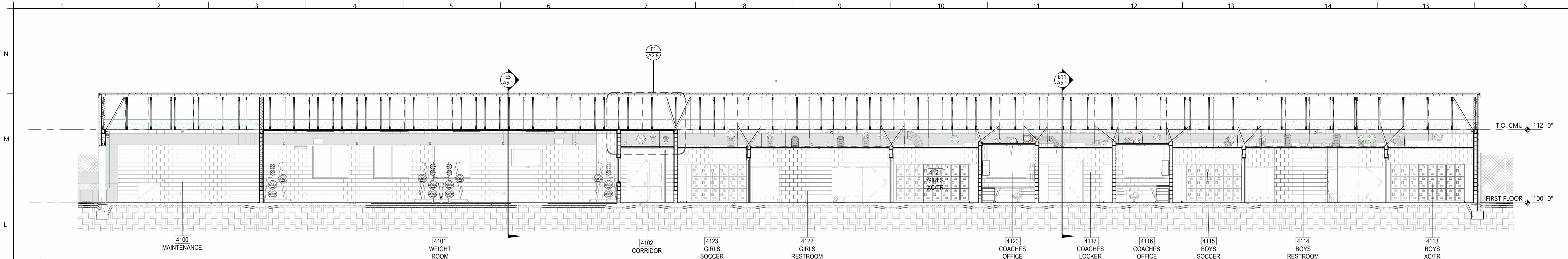
REVISION DATES

DOOR/WINDOWS DETAILS

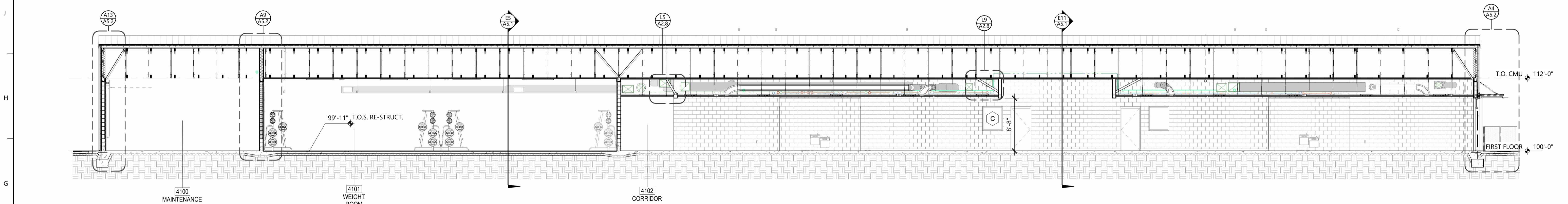
S H E E T

A3.2

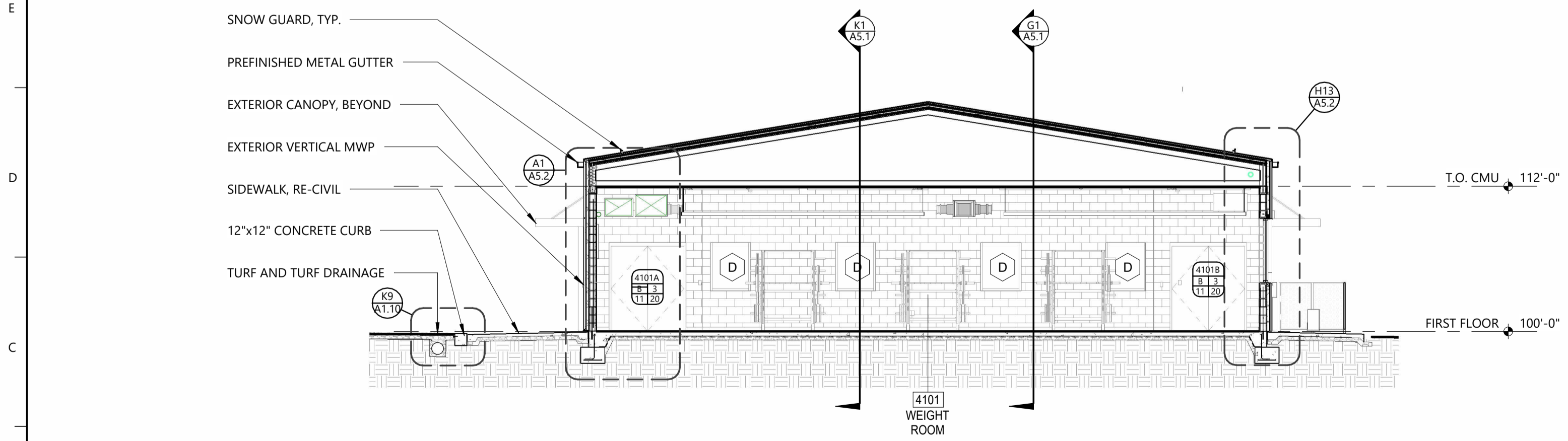
COPYRIGHT 2026
THESE DRAWINGS AND SPECIFICATIONS ARE
THE EXCLUSIVE PROPERTY OF
HIGHT JACKSON ASSOCIATES P.A.
USE OR REPRODUCTION IS PROHIBITED
WITHOUT WRITTEN CONSENT



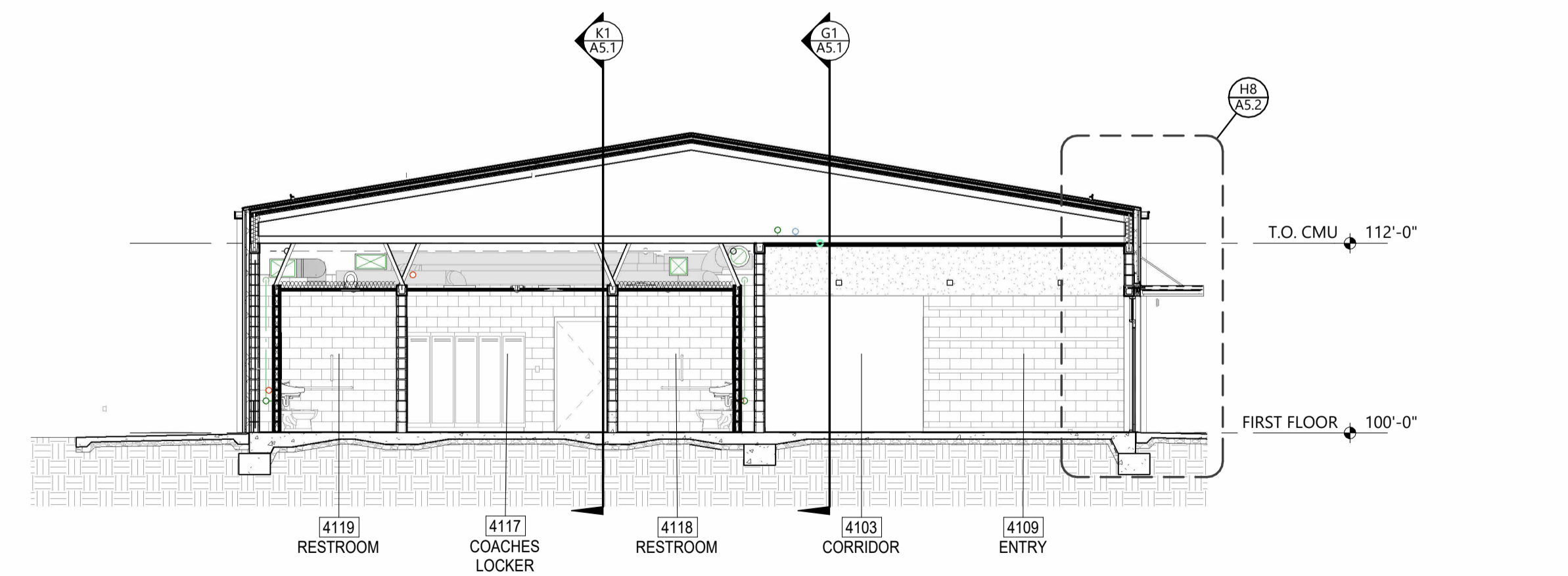
K1 Building Section
1/8" = 1'-0" Ref: A2/ A2.1




G1 Building Section
1/8" = 1'-0" Ref: A2/ A2.1



E5 Building Section
1/8" = 1'-0" Ref: A2/ A2.1



E11 Building Section
1/8" = 1'-0" Ref: A2/ A2.1



Hight Jackson
ASSOCIATES
5201 W Village Parkway, Suite 300 | Rogers, Arkansas 72768 | (479) 464-4965 | www.hjarch.com

A NEW FACILITY FOR
BWHS - Locker Room Building
1359 Gamble Road, Centerton, AR 72719

DRAWN BY:
BS
CHECK BY:
TS
ISSUE DATE:
04/06/2026

PROJECT NO:
2421.2

REVISION DATES

BUILDING SECTIONS
SHEET
A5.1
COPYRIGHT 2026
THESE DRAWINGS AND SPECIFICATIONS ARE
THE EXCLUSIVE PROPERTY OF
HIGHT JACKSON ASSOCIATES P.A.
USE OR REPRODUCTION IS PROHIBITED
WITHOUT WRITTEN CONSENT

